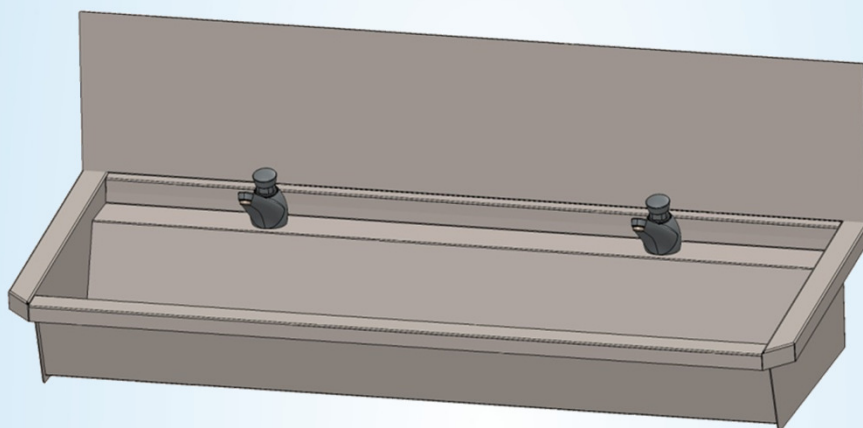
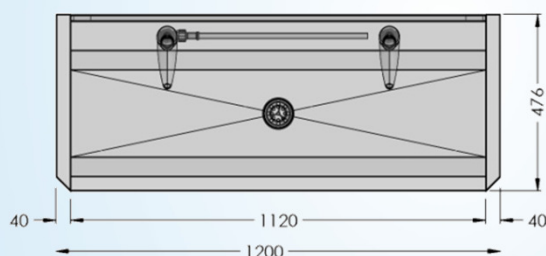
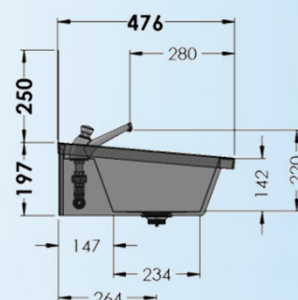
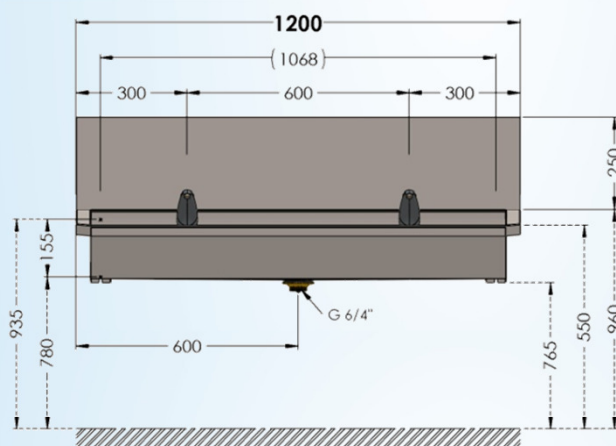


Collectieve RVS muurwasgoot voor 2 gebruikers inclusief voorgemonteerde leiding, RVS spatplaat en verchromde zelfsluitende wastafelkranen

1200 mm x 490 mm x 430 mm



3.0-2-L3



Logistieke gegevens :

gewicht
1 colli

netto: 15,47 kg

bruto: 19,47 kg

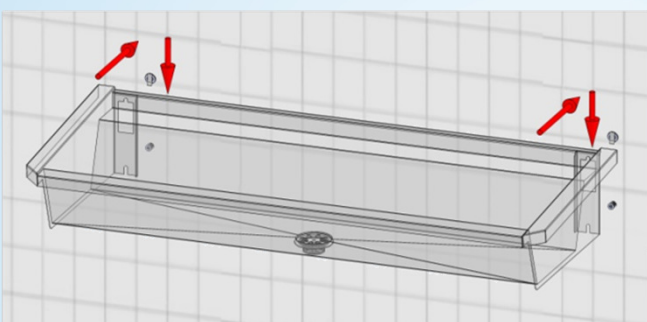
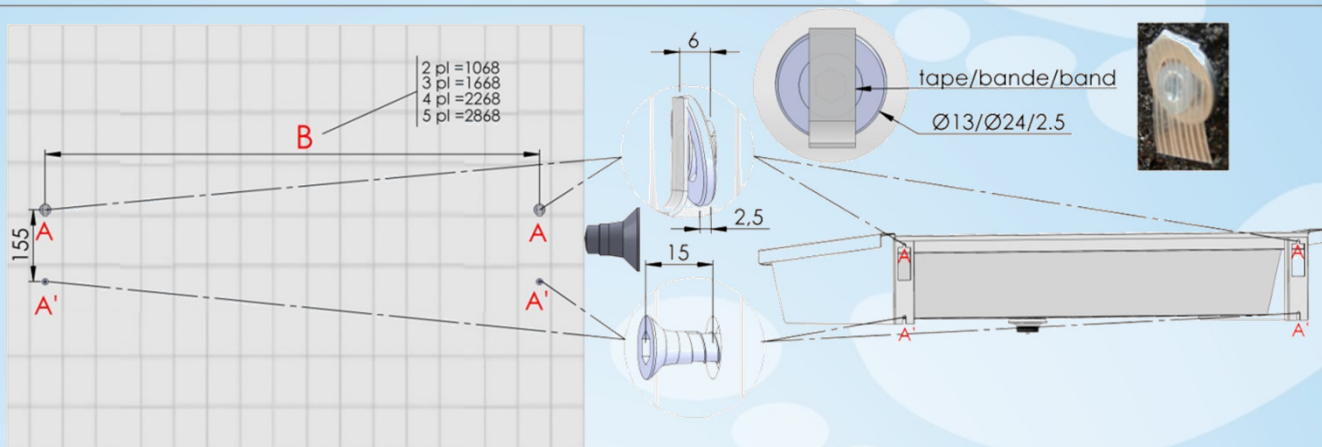
Sanilav®

Technische Fiche

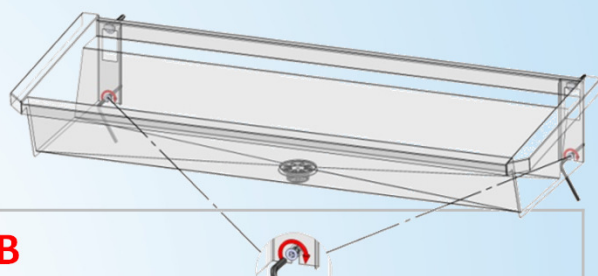
Montage-instructies – Instructions de montage
 Mounting Instructions – Montage Anleitung

Sanilav®

Technische Fiche

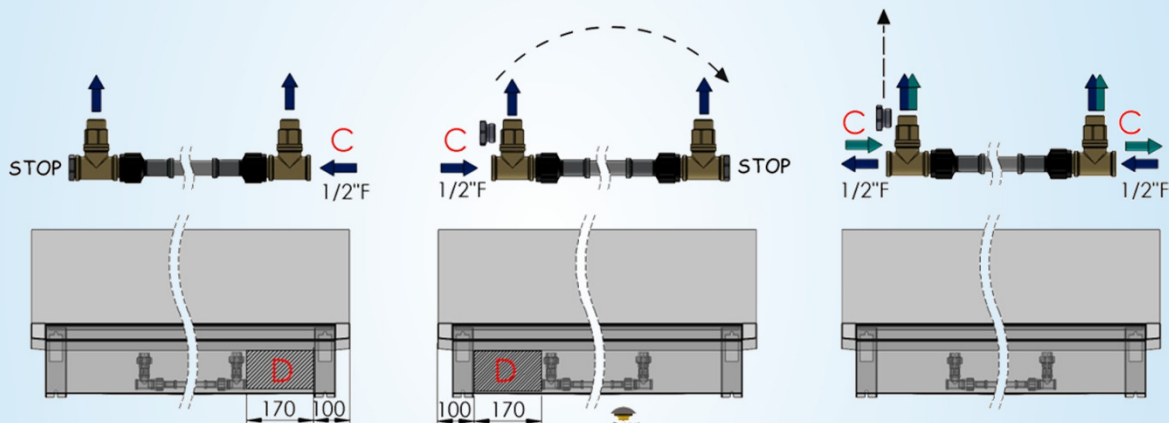


Bevestigingsgaten - I trous de fixation
 Fixation – Befestigung



B
 Na te meten – A mesurer
 To measure - Nachmessen

Aansluitingschema – Instructions de raccordement
 Water connection Instructions – Wasseranschluss Anleitung



D : ZONE WATERAANSLUITING / ZONE RACCORDEMENT D'EAU / WATERCONNECTION ZONE / WASSERANSCHLUSSZONE

Intersan adviseert om een filter te monteren vóór de wateraansluiting (C) van elke wasgoot .
 Intersan conseille à monter un filtre avant le raccordement d'eau (C) de chaque lavabo rigole .
 Intersan advises to install a filter before the water connection (C) of every wash trough .
 Intersan empfiehlt einen Filter zu installieren vor jedem Wasseranschluss (C) jeder Waschrinnen .



Taking water further

INTERSAN

T +32 9 333 83 83 • www.intersan.be