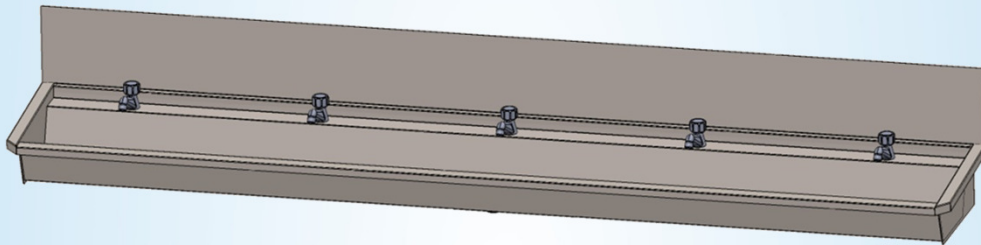
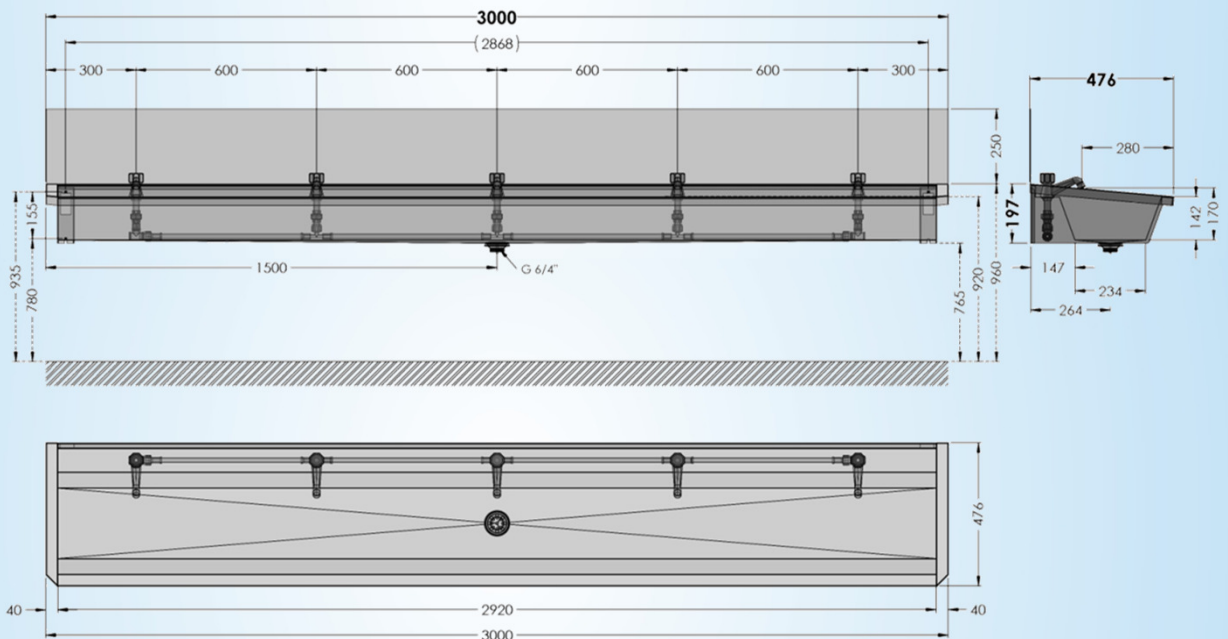


Collectieve RVS muurwasgoot voor 5 gebruikers inclusief
voorgemonteerde leiding, RVS spatplaat en KW kranen

3000 mm x 490 mm x 430 mm



3.0-5-L1



Technische Fiche

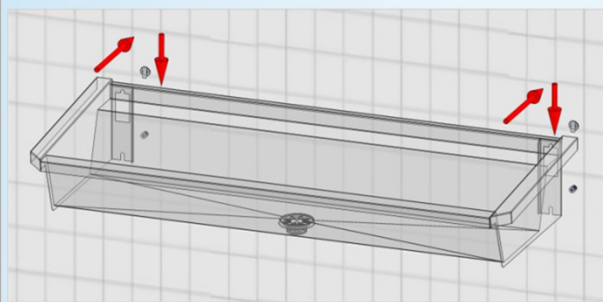
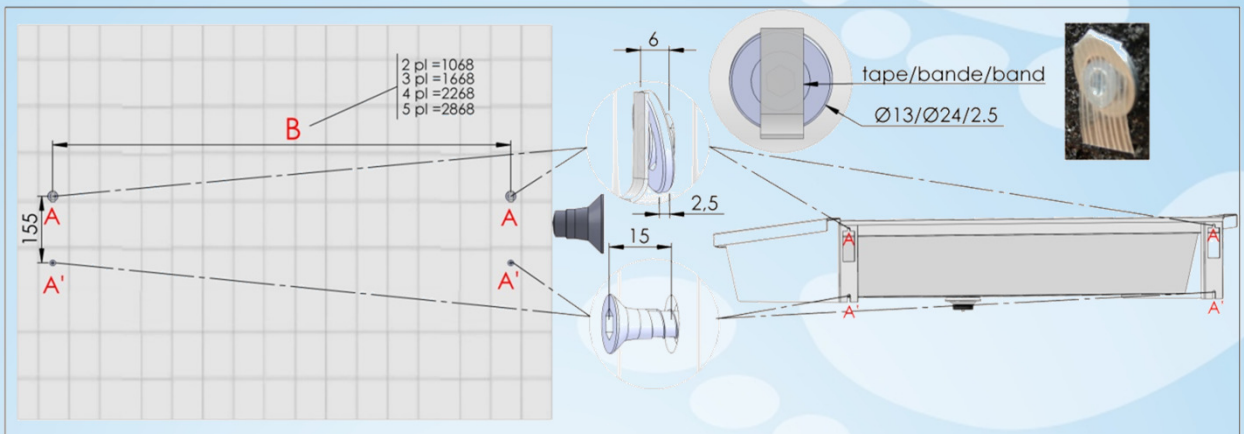
Logistieke gegevens :

gewicht
1 colli

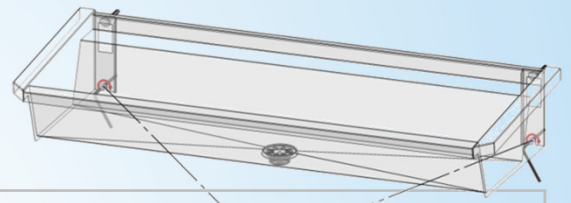
netto: 38,92 kg

bruto: 43,92 kg

Montage-instructies – Instructions de montage Mounting Instructions – Montage Anleitung

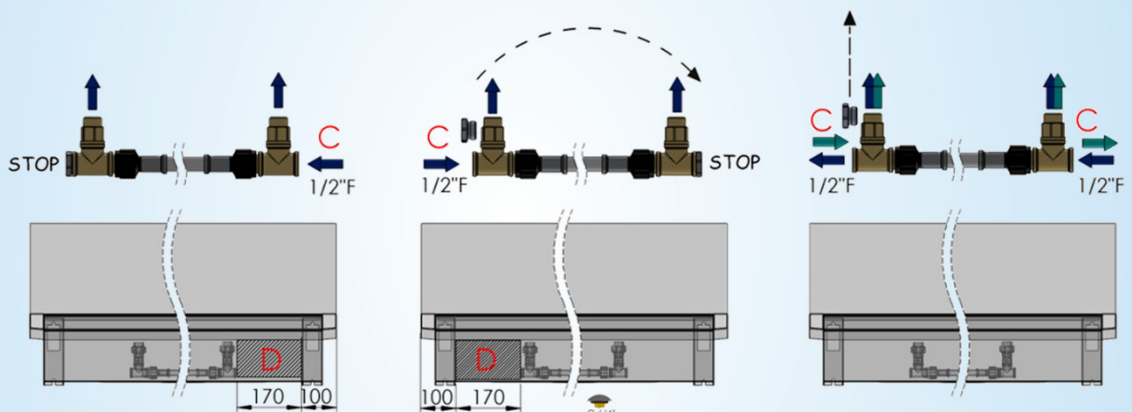


Bevestigingsgaten - Irous de fixation
Fixation – Befestigung



B Na te meten – A mesurer
To measure - Nachmessen

Aansluitingschema – Instructions de raccordement Water connection Instructions – Wasseranschluss Anleitung



D : ZONE WATERAANSLUITING / ZONE RACCORDEMENT D'EAU / WATERCONNECTION ZONE / WASSERANSCHLUSSZONE

Intersan adviseert om een filter te monteren vóór de wateraansluiting (C) van elke wasgoot.
Intersan conseille à monter un filtre avant le raccordement d'eau (C) de chaque lavabo rigole.
Intersan advises to install a filter before the water connection (C) of every wash trough.
Intersan empfiehlt einen Filter zu installieren vor jedem Wasseranschluss (C) jeder Waschrinnen.