

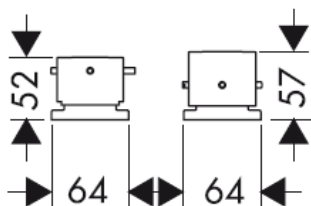
Montageanleitung



13550180

hansgrohe

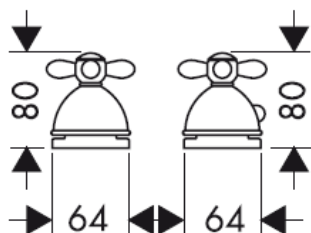
Starck
10480XXX



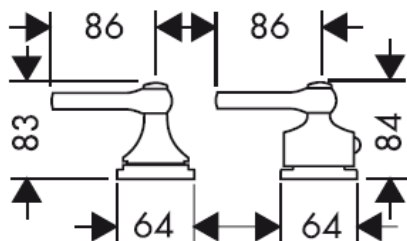
Terrano
37480XXX



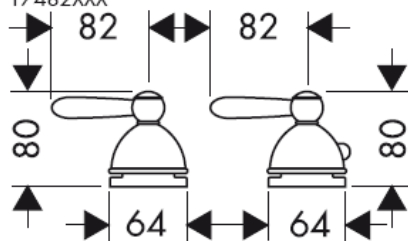
Carlton
17480XXX



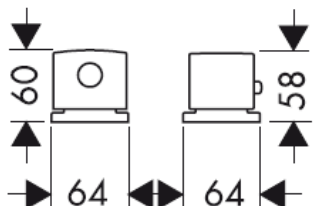
Terrano
37482XXX



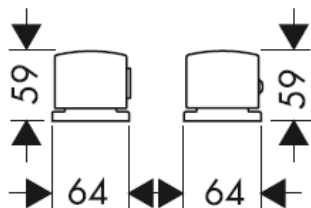
Carlton
17482XXX



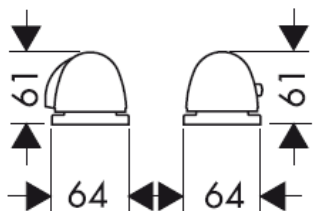
Uno
38480XXX

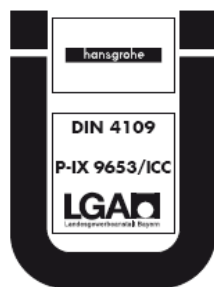
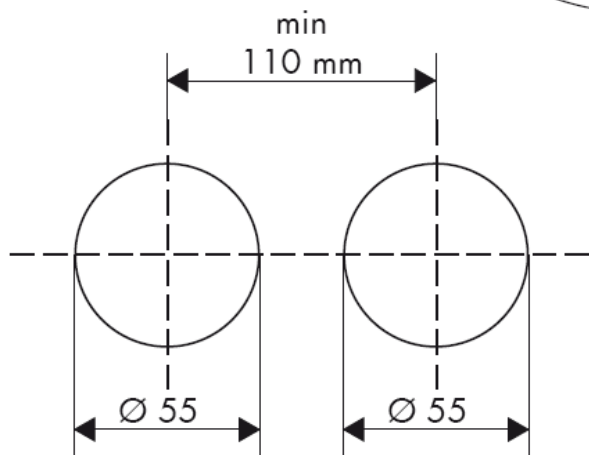
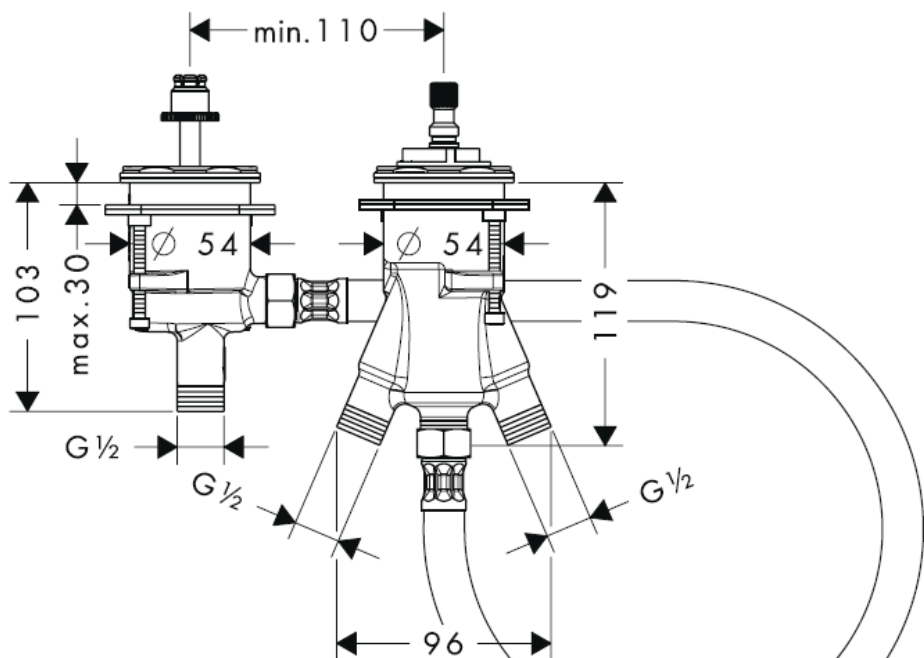


Steel
35480800

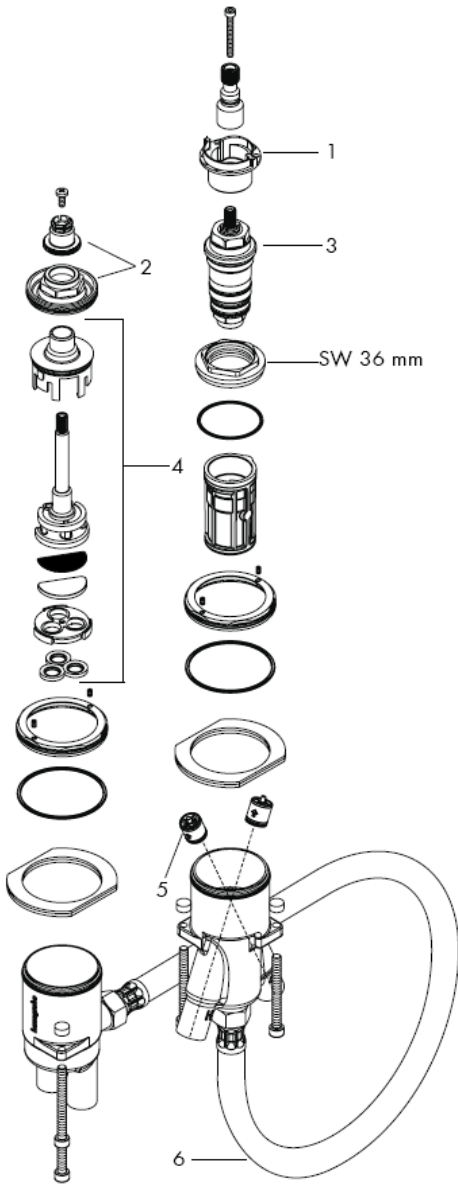


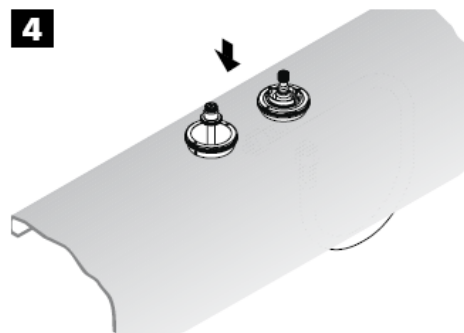
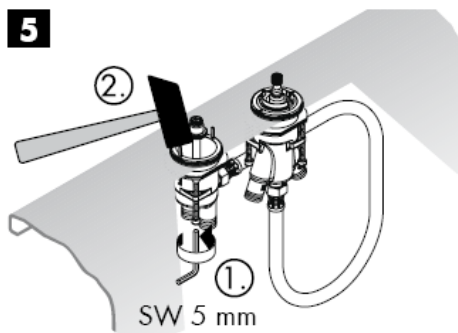
**Mondial / Metropol / Metris /
Talis Elegance / Talis S /
Talis Sportive**
15450XXX

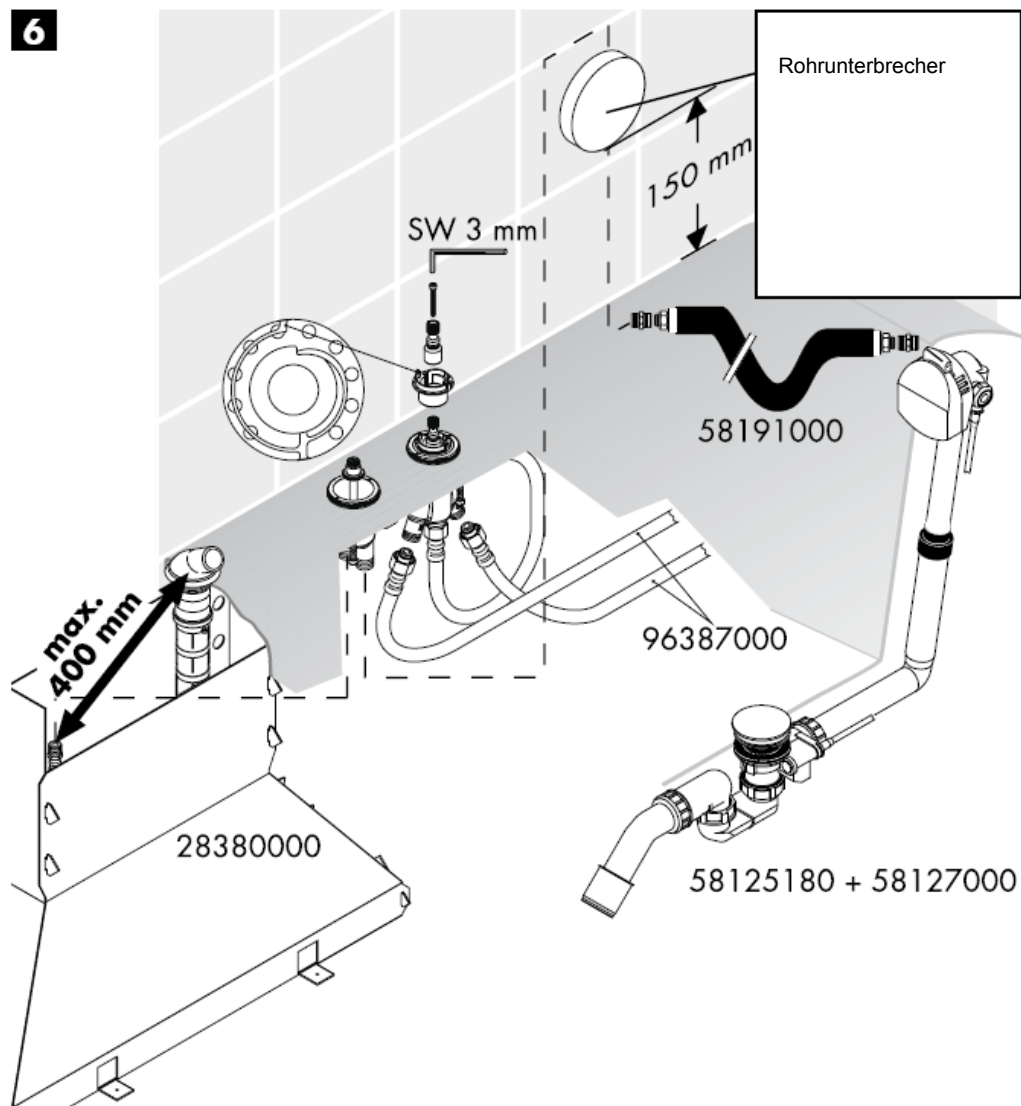




Achtung! Rückflussverhinderer müssen gemäß DIN EN 1717 regelmäßig in Übereinstimmung mit nationalen oder regionalen Bestimmungen (DIN 1988 einmal jährlich) auf ihre Funktion geprüft werden.



1**2****3****4****5**

6

ACHTUNG! Um die Anschluss-Schläuche überprüfen zu können, muss eine Revisionsöffnung vorhanden sein.

7



Deutsch

Achtung! Die Armatur muss nach den gültigen Normen montiert, gespült und geprüft werden!

Große Druckunterschiede zwischen den Kalt- und Warmwasseranschlüssen müssen ausgeglichen werden.

Technische Daten

Betriebsdruck: max. 1 MPa
Empfohlener Betriebsdruck: 0,1 – 0,5 MPa
Prüfdruck: 1,6 MPa
(1 MPa = 10 bar = 147 PSI)
Heißwassertemperatur: max. 80° C
Empfohlene Heißwassertemperatur: 65° C
Anschlüsse G ½": kalt rechts - warm links
Durchflussleistung: ca. 22 l/min 0,3 MPa

Serviceteile siehe Seite 4

1	Anschlagscheibe	96626000
2	Schnappeinsatz mit Schraube	94184000
3	Temperatur Regeleinheit	94282000
4	Einsatz kpl.	96604000
5	Rückflussverhinderer	94074000
6	Anschlusschlauch	25928000

Prüfzeichen

DVGW	P-IX	SVGW	ACS	NF	WRAS	KIWA
	P-IX 9653/ICC				X	

hansgrohe

Instructions de montage



13550180

hansgrohe

Starck
10480XXX



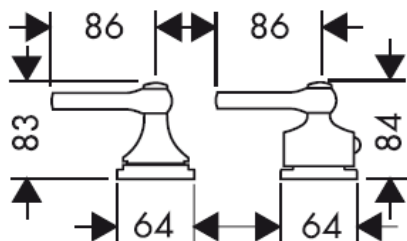
Terrano
37480XXX



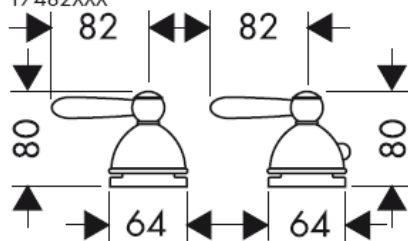
Carlton
17480XXX



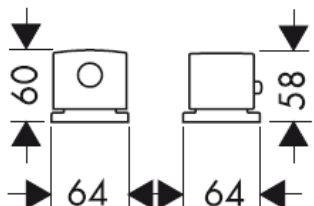
Terrano
37482XXX



Carlton
17482XXX



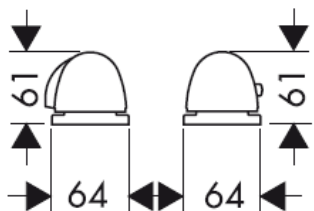
Uno
38480XXX

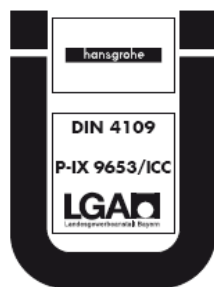
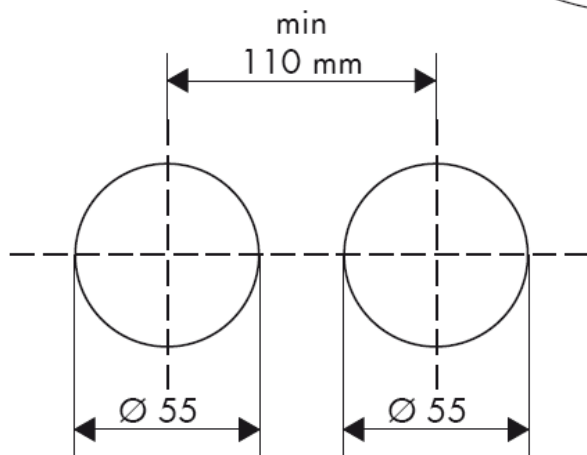
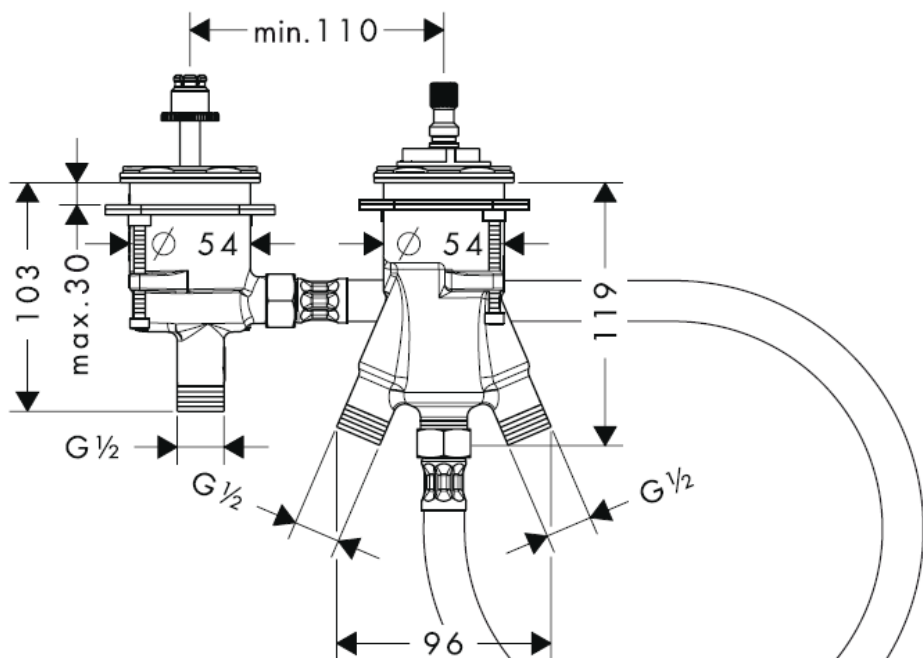


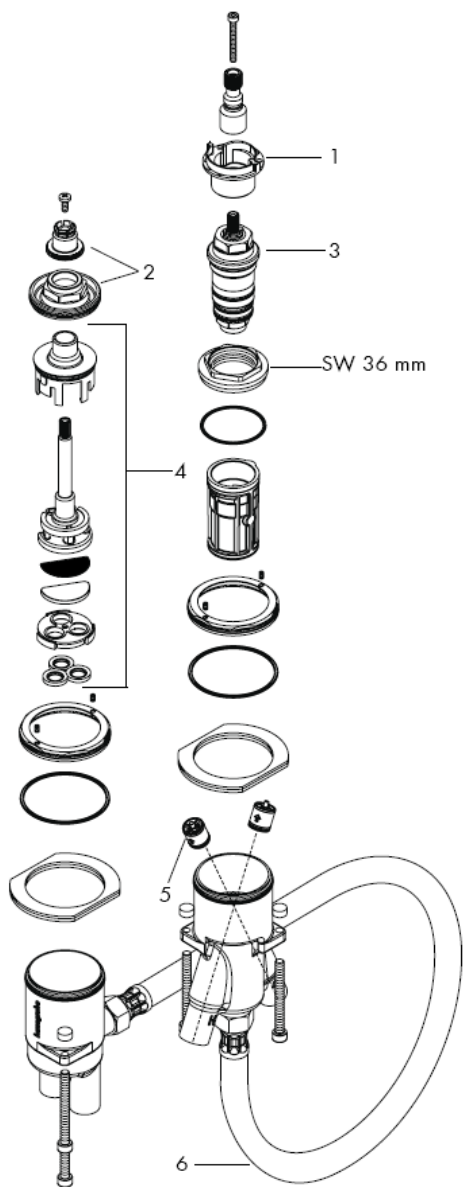
Steel
35480800



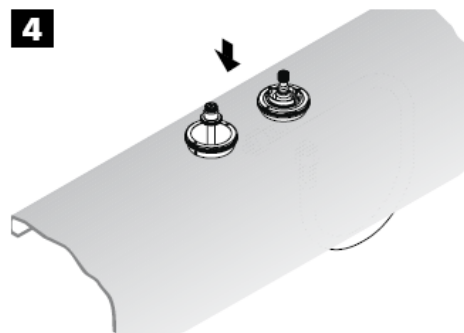
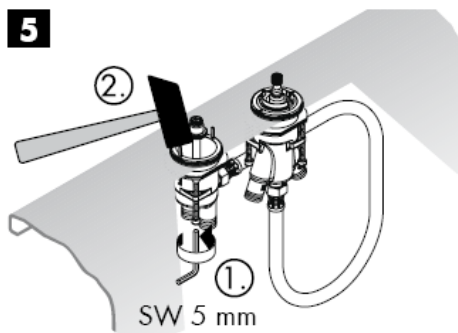
**Mondial / Metropol / Metris /
Talis Elegance / Talis S /
Talis Sportive**
15450XXX

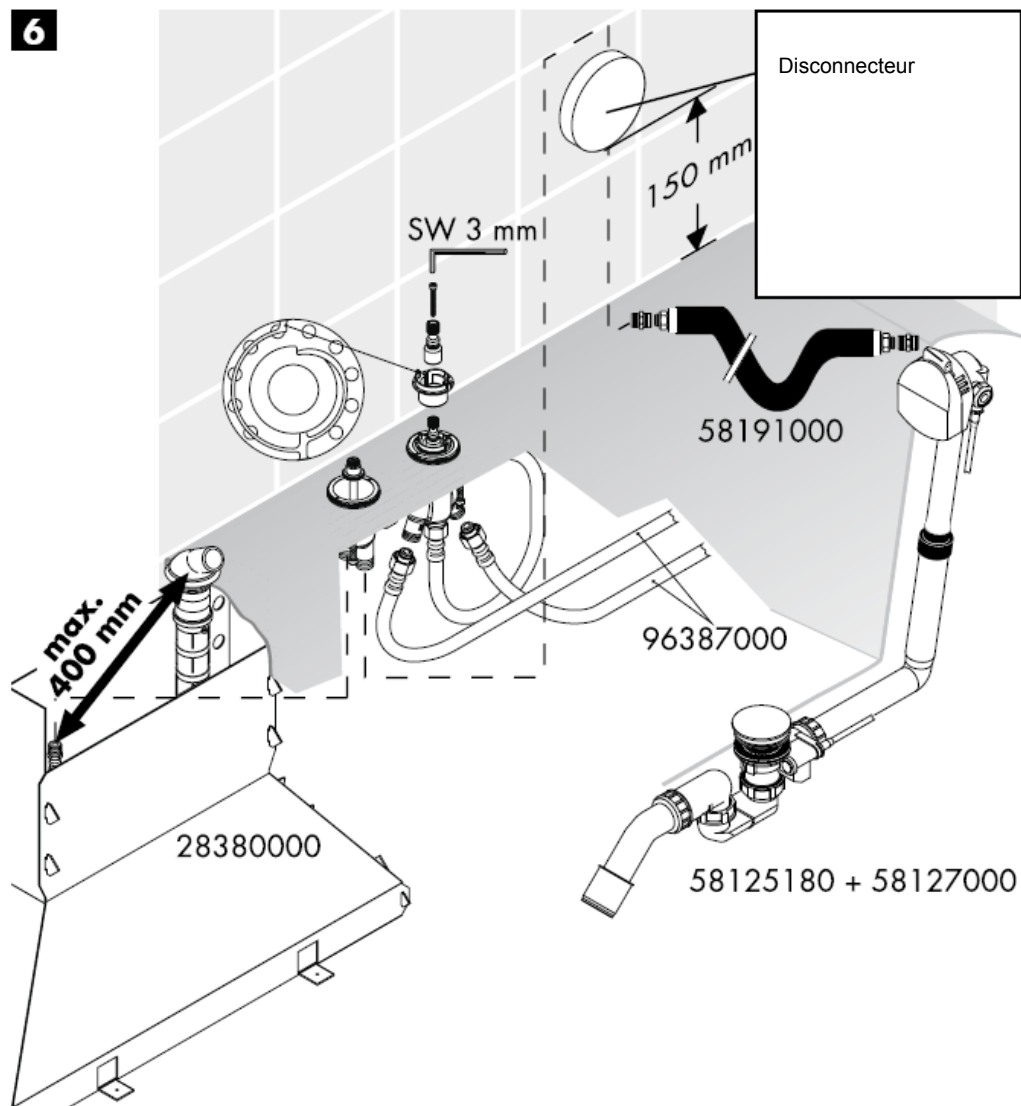






Attention! Les clapets anti-retour doivent être examinés régulièrement conformément à la norme EN 1717 ou conformément aux dispositions nationales ou régionales quant à leur fonction (au moins une fois par an).

1**2****3****4****5**

6

ATTENTION! Pour des travaux d'entretien prévoir obligatoirement une trappe de visite.

7



Attention! La robinetterie doit être installée, rincée et contrôlée conformément aux normes valables!

Il est conseillé d'équilibrer les pressions de l'eau chaude et froide.

Informations techniques

Pression de service autorisée: max. 1 MPa
Pression de service conseillée: 0,1 – 0,5 MPa
Pression maximum de contrôle: 1,6 MPa
(1 MPa = 10 bar = 147 PSI)
Température max. d'eau chaude: max. 80° C
Température recommandée: 65° C
Raccordement G ½": froide à droite chaude à gauche entr'axe
Débit: ca. 22 l/min 0,3 MPa

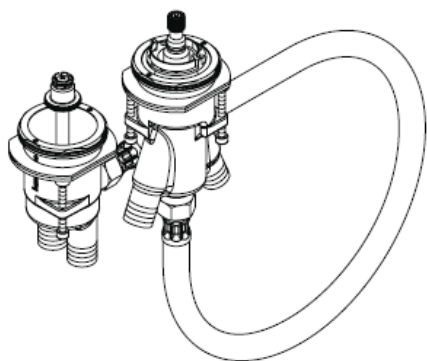
Pièces détachées voir pages 4

1	bague de butée	96626000
2	fixation pour manette	94184000
3	cartouche thermostatique	94282000
4	mécanisme cpl.	96604000
5	clapet anti-retour	94074000
6	flexible de raccordements	25928000

Classification acoustique et débit

DVGW	P-IX	SVGW	ACS	NF	WRAS	KIWA
	P-IX 9653/ICC				X	

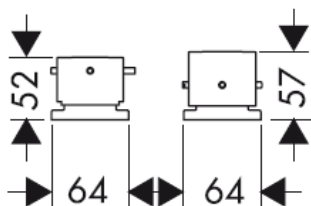
assembly instructions



13550180

hansgrohe

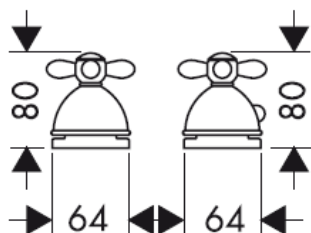
Starck
10480XXX



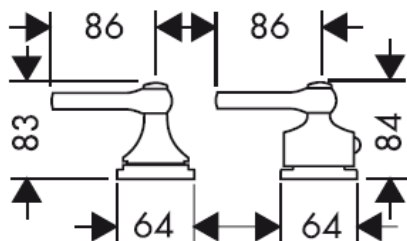
Terrano
37480XXX



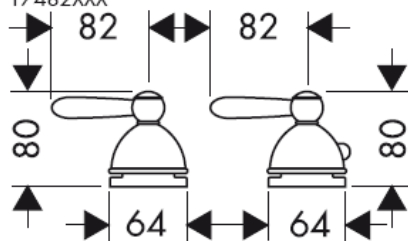
Carlton
17480XXX



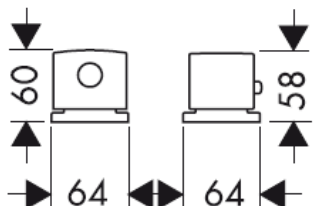
Terrano
37482XXX



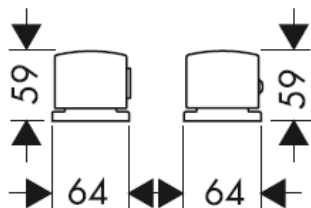
Carlton
17482XXX



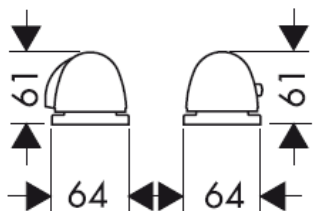
Uno
38480XXX

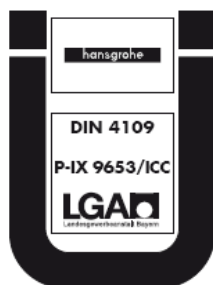
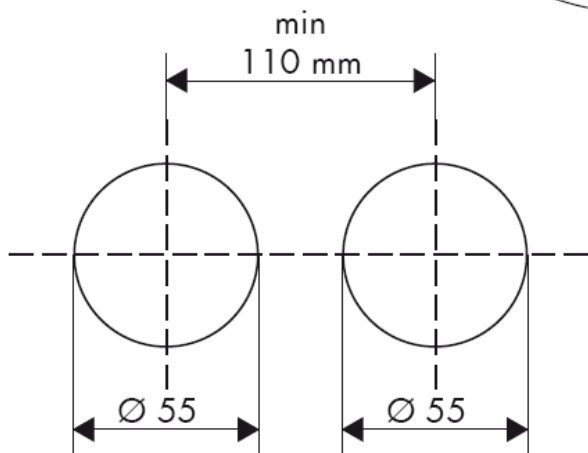
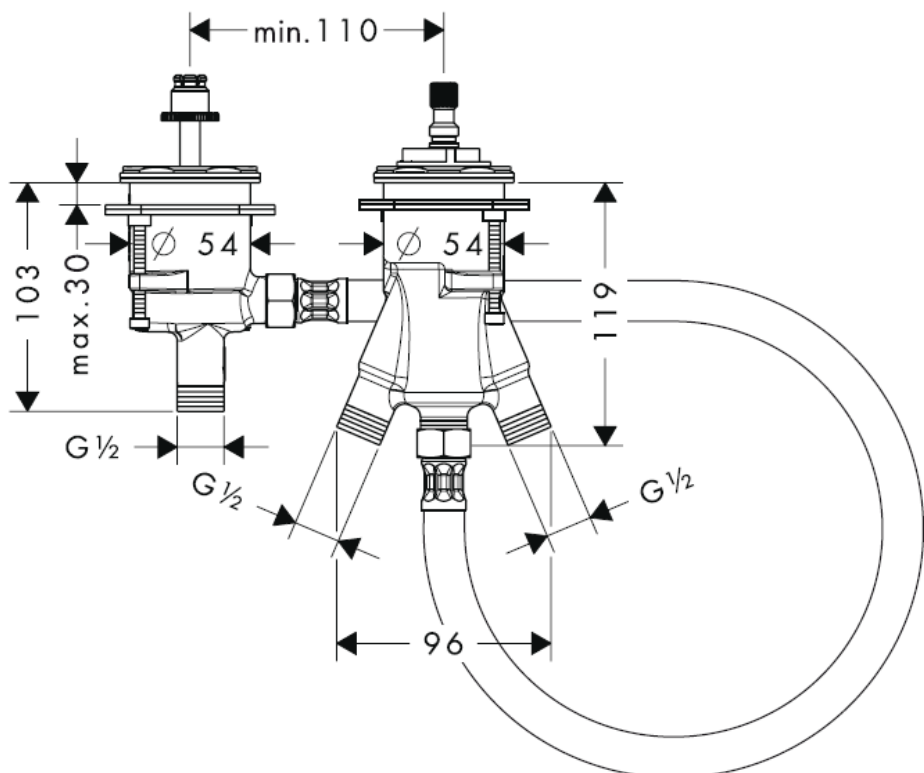


Steel
35480800

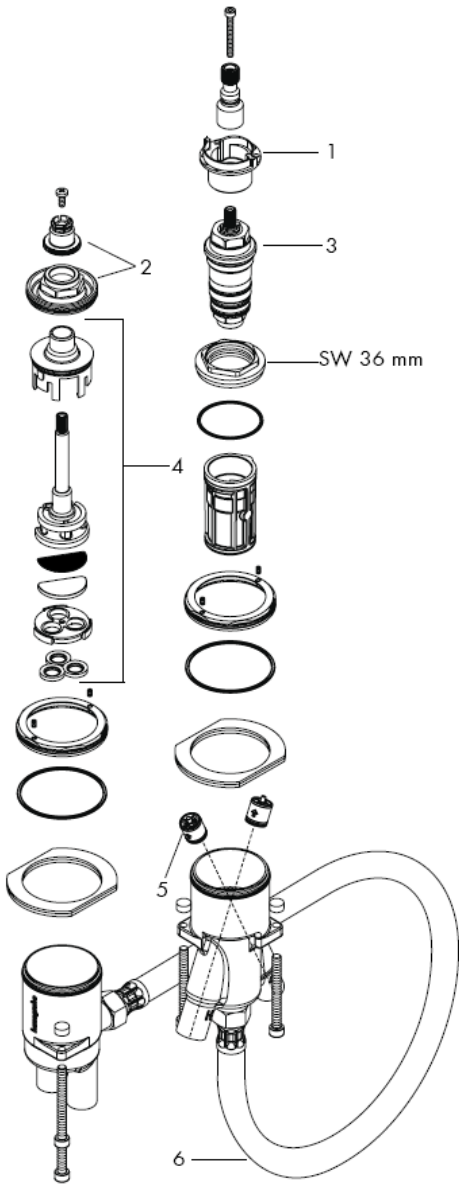


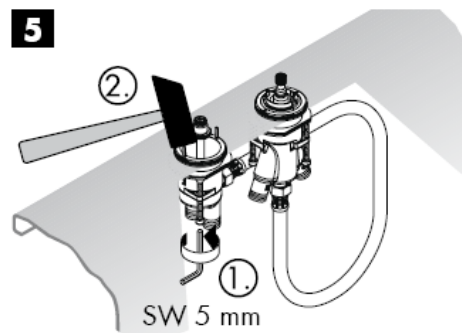
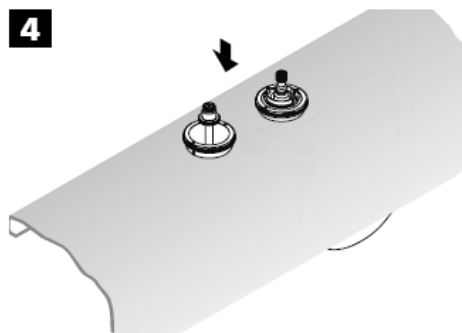
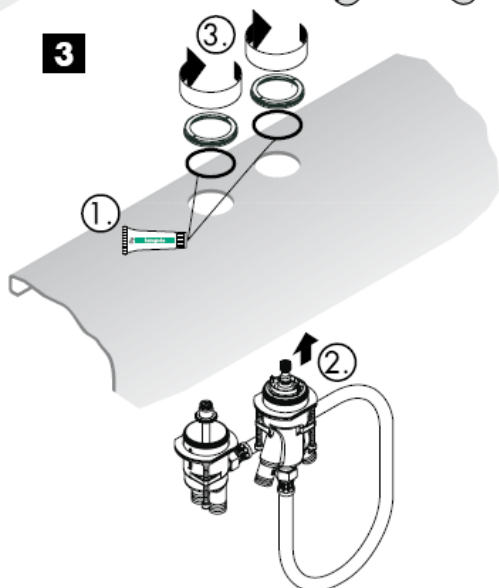
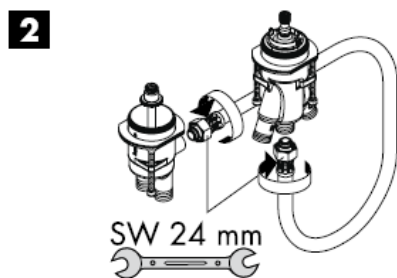
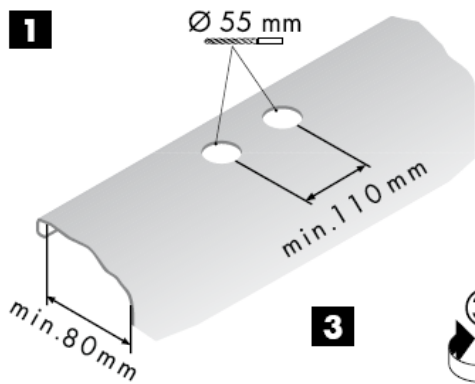
**Mondial / Metropol / Metris /
Talis Elegance / Talis S /
Talis Sportive**
15450XXX



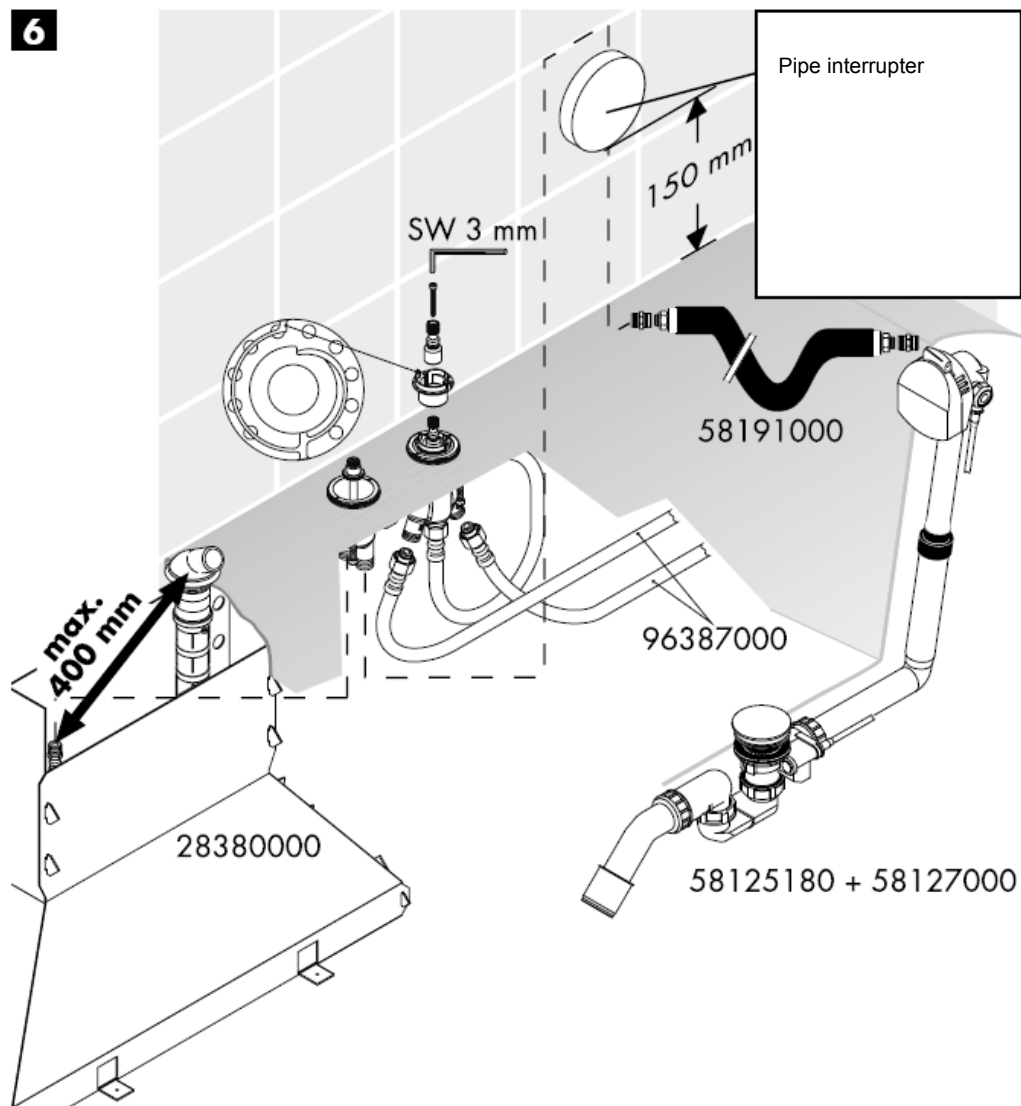


Important! The non return valves must be checked regularly according to DIN EN 1717 in accordance with national or regional regulations (at least once a year).





6



IMPORTANT! There must be an access door for maintenance.

7



English

Important! The fitting must be installed, flushed and tested after the valid norms!

The hot and cold supplies must be of equal pressures.

Technical Data

Operating pressure: max. 1 MPa
Recommended operating pressure: 0,1 – 0,5 MPa
Test pressure: 1,6 MPa
(1 MPa = 10 bar = 147 PSI)
Hot water temperature: max. 80° C
Recommended hot water temp.: 65° C
Connections G ½": cold right - hot left
Rate of flow: ca. 22 l/min 0,3 MPa

Spare parts see page 4

1	safety set	96626000
2	handle fixing set	94184000
3	thermostat cartridge	94282000
4	diverter unit	96604000
5	non return valve	94074000
6	connection hose	25928000

Test certificate

DVGW

P-IX

SVGW

ACS

NF

WRAS

KIWA

P-IX
9653/ICC

X

hansgrohe

Istruzioni per Installazione



13550180

hansgrohe

Starck
10480XXX



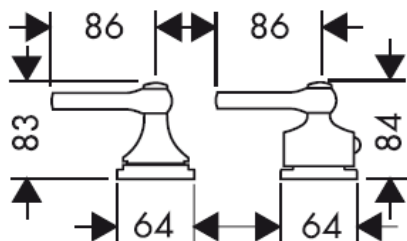
Terrano
37480XXX



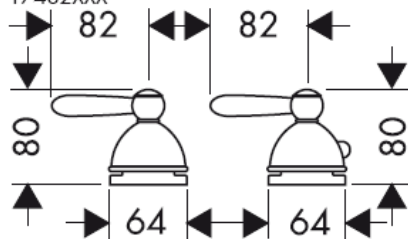
Carlton
17480XXX



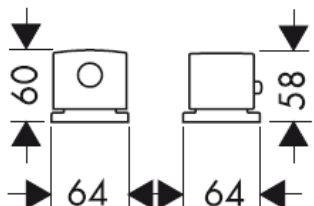
Terrano
37482XXX



Carlton
17482XXX



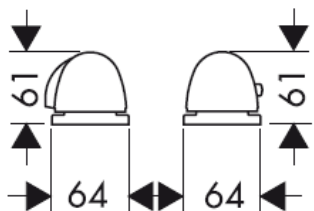
Uno
38480XXX

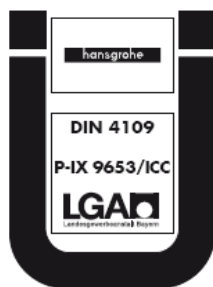
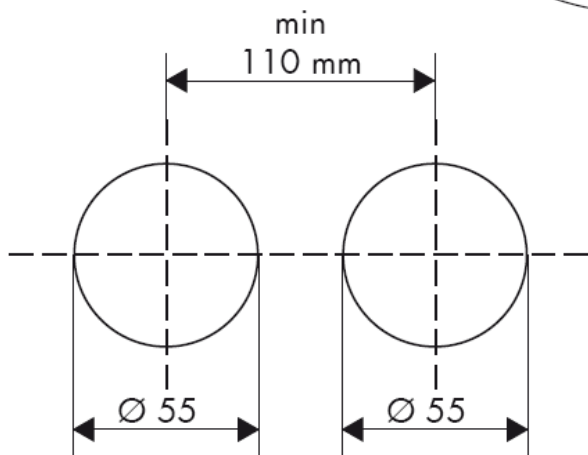
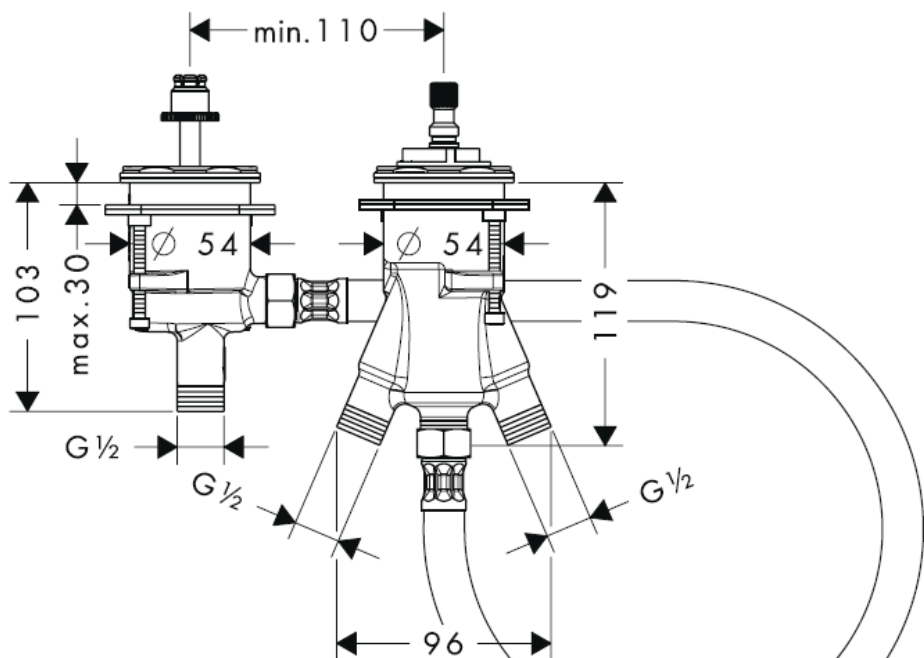


Steel
35480800

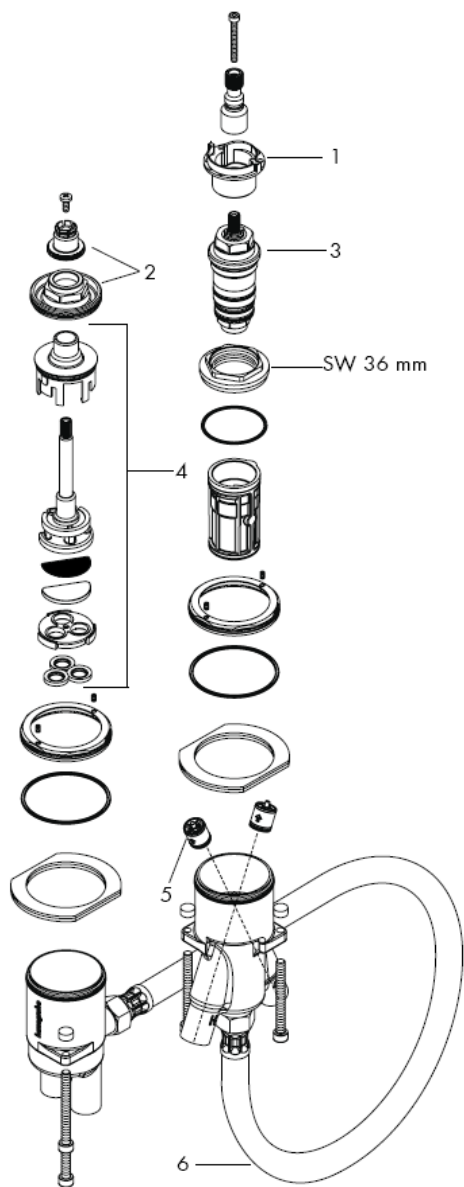


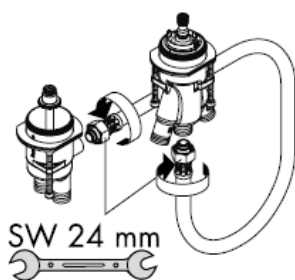
**Mondial / Metropol / Metris /
Talis Elegance / Talis S /
Talis Sportive**
15450XXX



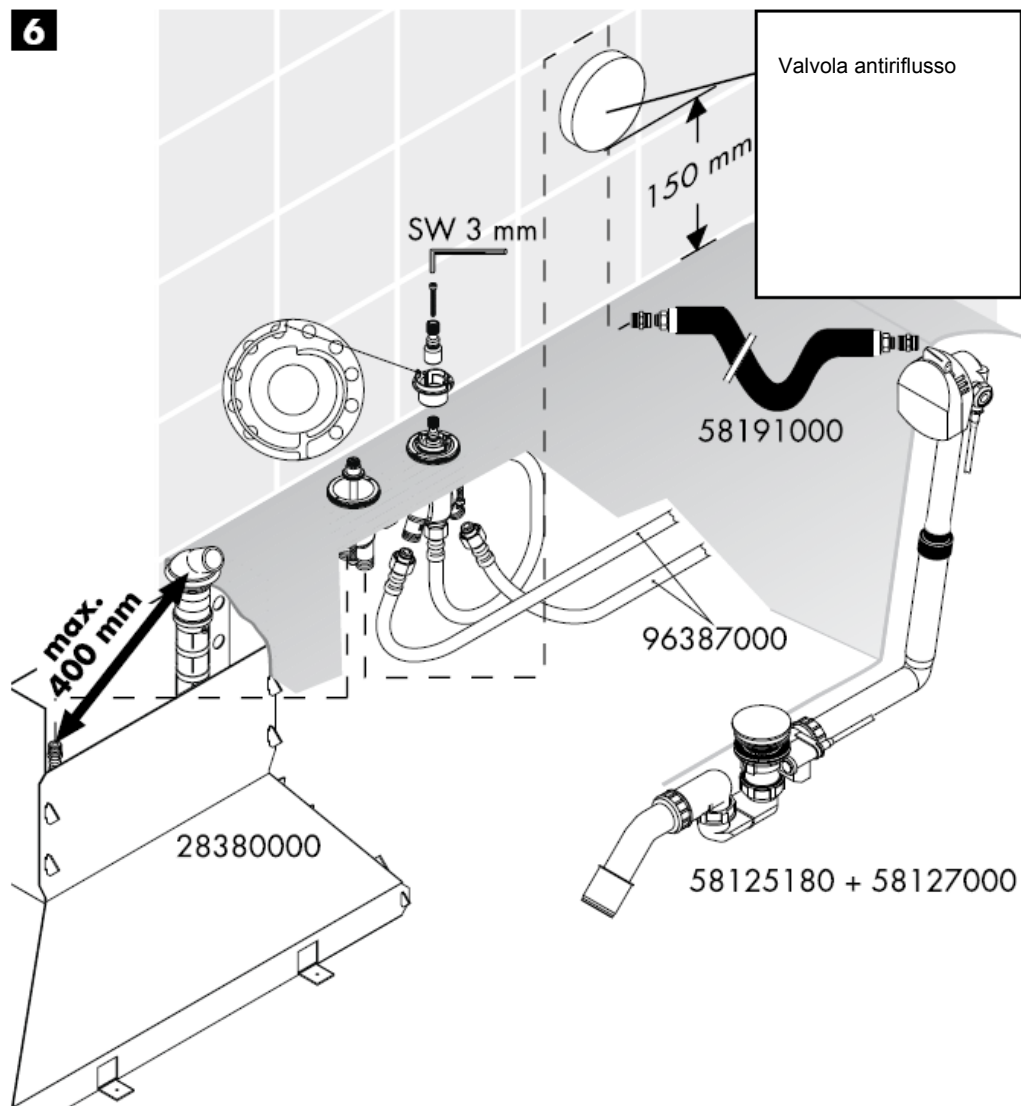


Attenzione! La valvola di non ritorno deve essere controllata regolarmente come da DIN EN 1717, secondo le normative nazionali e regionali (almeno una volta all'anno).



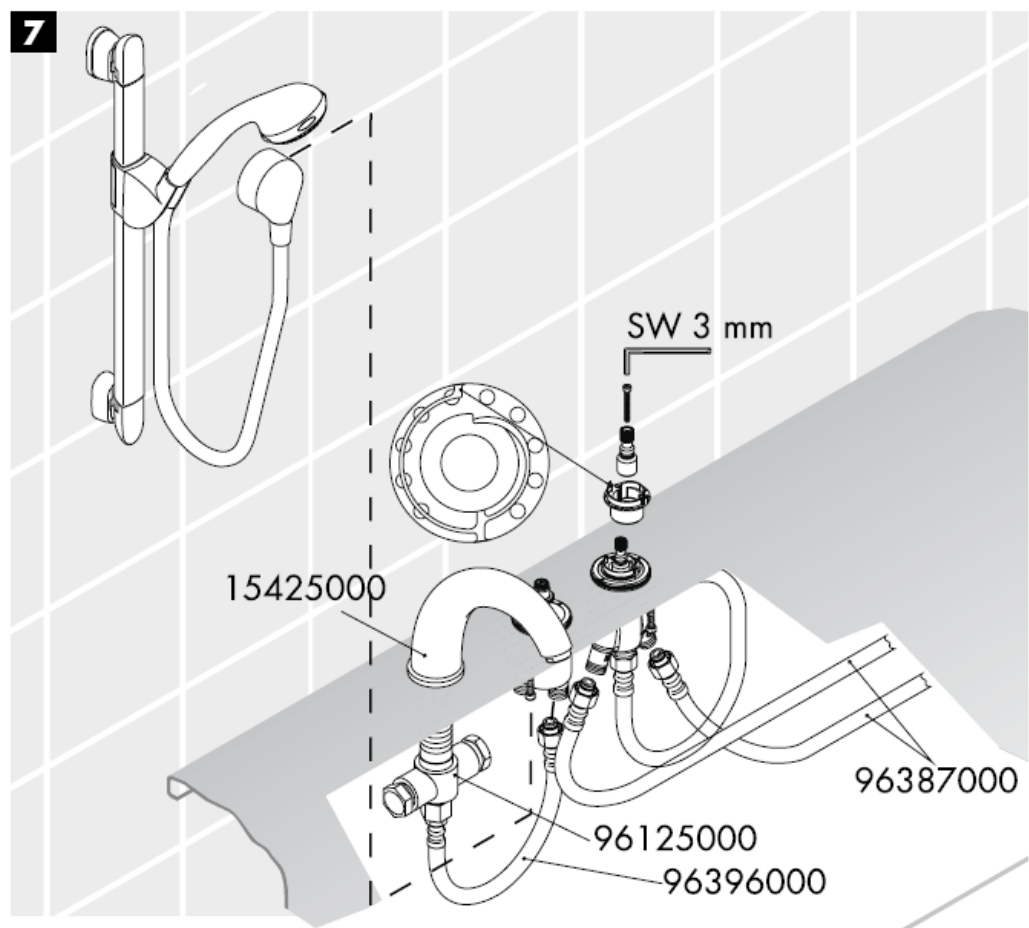
1**2****3****4****5**

6



ATTENZIONE: è necessaria un accesso di ispezione per la manutenzione.

7



Attenzione! La rubinetteria deve essere installata, pulita e testata secondo le istruzioni riportate!

Attenzione! Compensare le differenze di pressione tra i collegamenti dell'acqua fredda e dell'acqua calda.

Dati tecnici

Pressione d'uso: max. 1 MPa
Pressione d'uso consigliata: 0,1 – 0,5 MPa
Pressione di prova: 1,6 MPa
(1 MPa = 10 bar = 147 PSI)
Temperatura dell'acqua calda: max. 80° C
Temp. dell'acqua calda consigliata: 65° C
Raccordi G ½": fredda a destra calda a sinistra
Portata di erogazione: ca. 22 l/min 0,3 MPa

Parti di ricambio vedi pagg. 4

1	sistema d'arresto	96626000
2	inserto a molla e vite	94184000
3	elemento termostatico	94282000
4	sistema d'inversione	96604000
5	valvola antiriflusso	94074000
6	raccordo flessibile	25928000

Segno di verifica

DVGW	P-IX	SVGW	ACS	NF	WRAS	KIWA
	P-IX 9653/ICC				X	

Instrucciones de montaje



13550180

hansgrohe

Starck
10480XXX



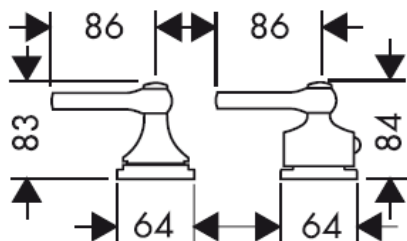
Terrano
37480XXX



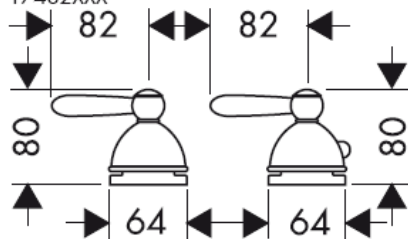
Carlton
17480XXX



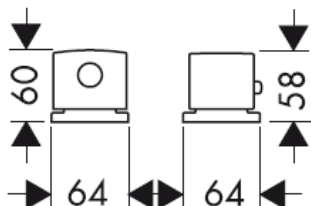
Terrano
37482XXX



Carlton
17482XXX



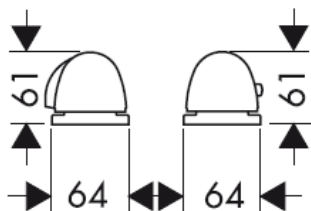
Uno
38480XXX

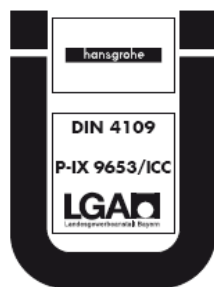
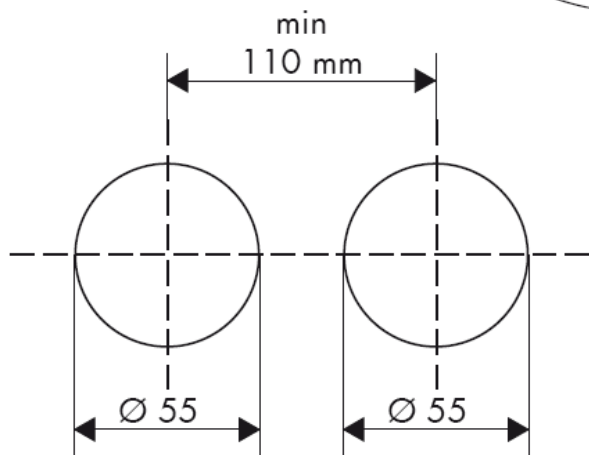
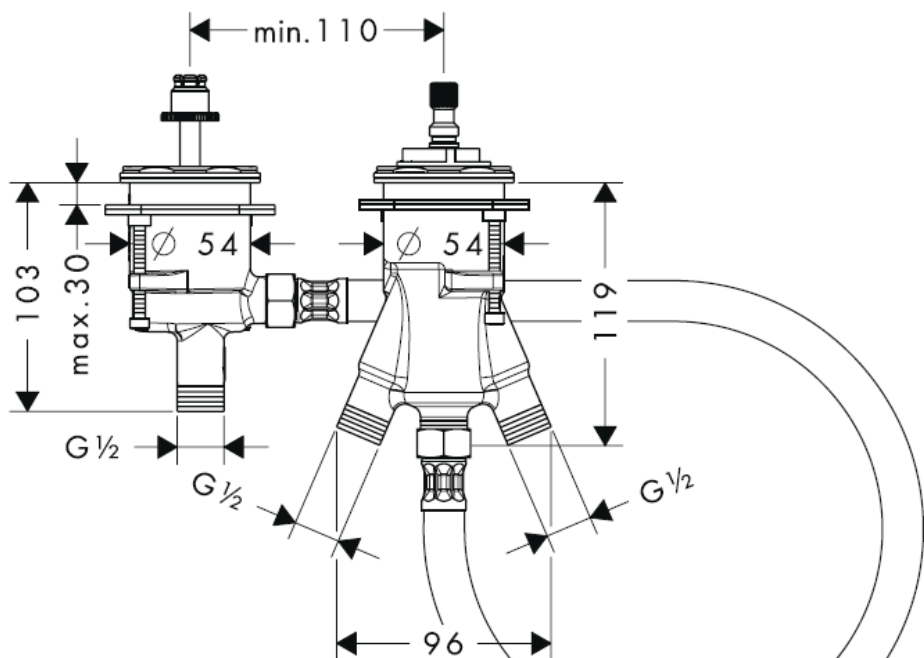


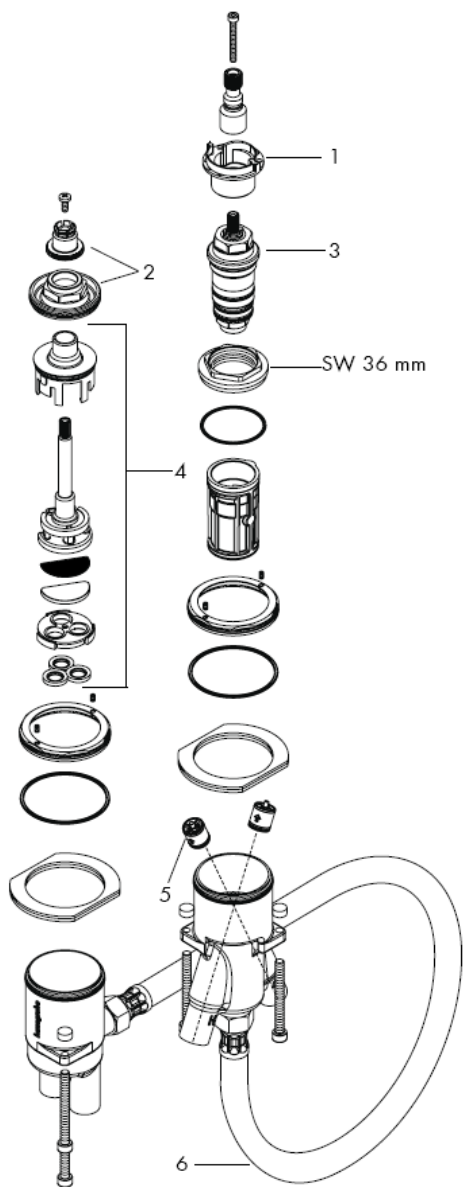
Steel
35480800



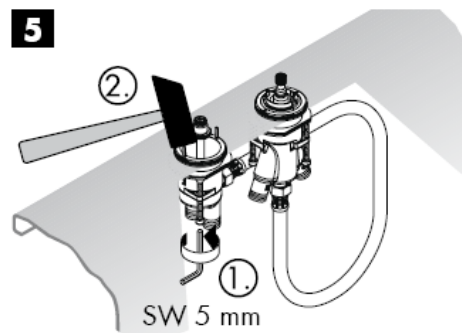
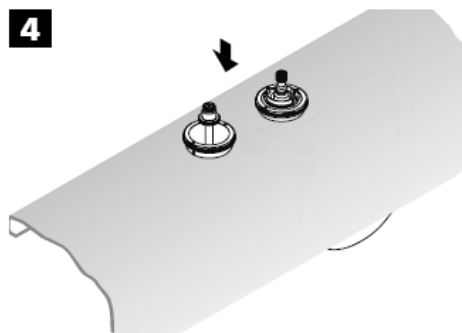
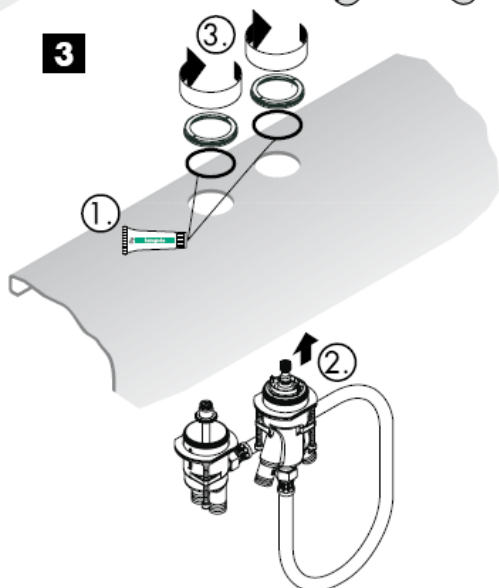
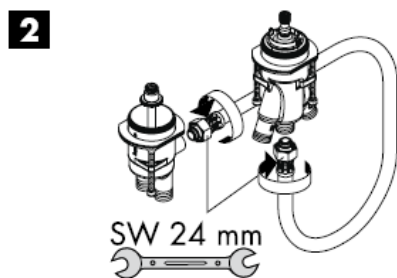
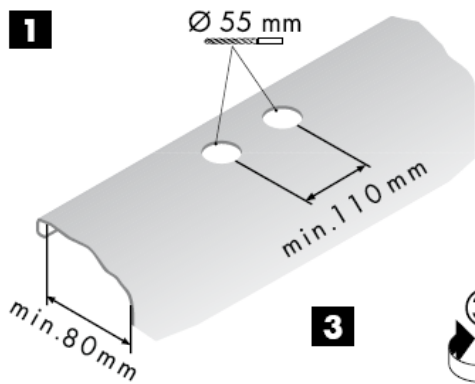
**Mondial / Metropol / Metris /
Talis Elegance / Talis S /
Talis Sportive**
15450XXX



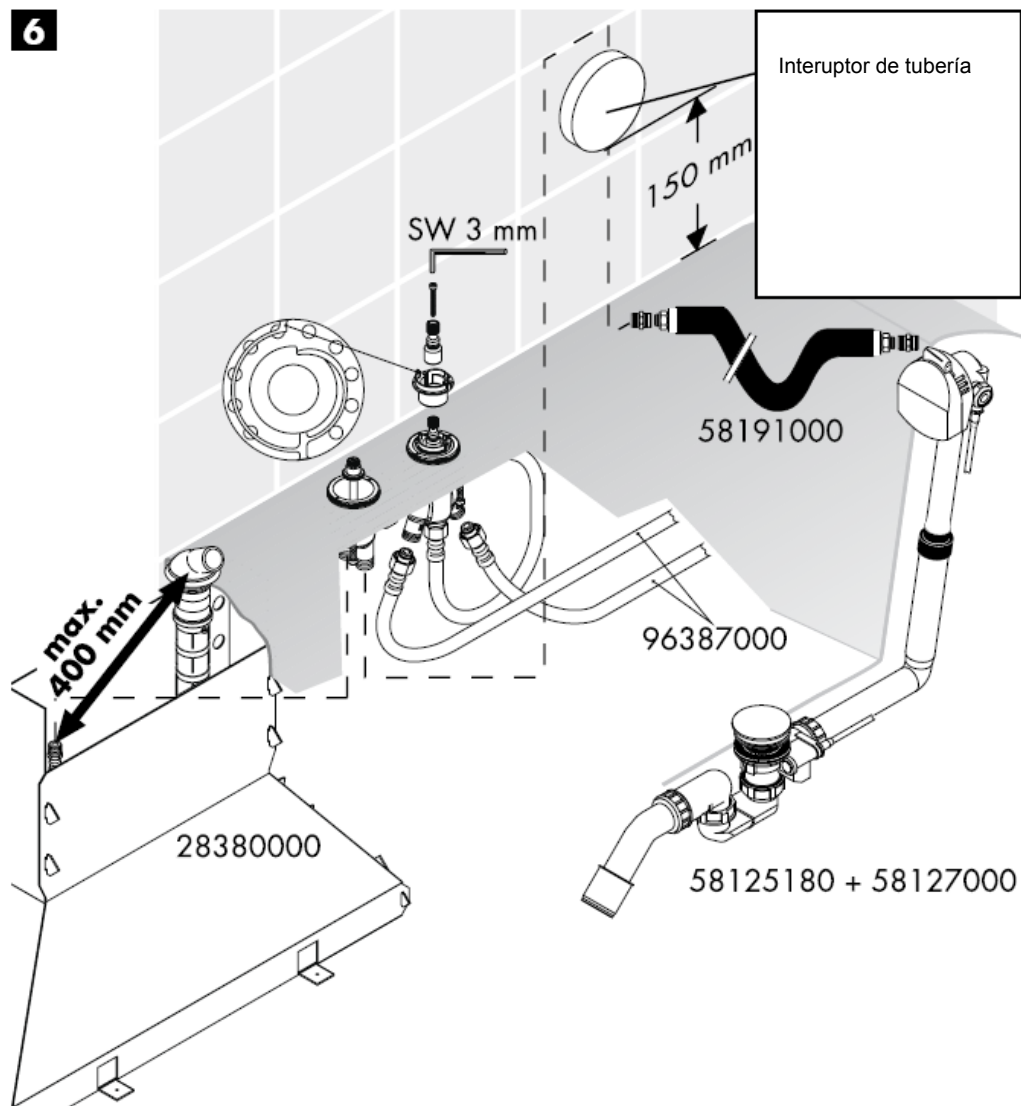




¡Atención! Las válvulas anti-retorno tienen que ser controladas regularmente según la norma DIN EN 1717, en acuerdo con las regulaciones nacionales o regionales (una vez al año, por lo menos).



6



¡ATENCIÓN! ¡ Para mantenimiento tiene que haber un registro!

7



¡Atención! El grifo tiene que ser instalado, probado y testado, según las normas en vigor.

Grandes diferencias de presión entre los empalmes de agua fría y agua caliente deben equilibrarse.

Datos técnicos

Presión en servicio: max. 1 MPa
Presión recomendada en servicio: 0,1 – 0,5 MPa
Presión de prueba: 1,6 MPa
(1 MPa = 10 bar = 147 PSI)
Temperatura del agua caliente: max. 80° C
Temp. recomendada del agua caliente: 65° C
Racores excéntricos G ½": a la derecha frío - a la izquierda caliente
Caudal máximo: ca. 22 l/min 0,3 MPa

Marca de verificación

DVGW

P-IX

SVGW

ACS

NF

WRAS

KIWA

P-IX
9653/ICC

X

Repuestos ver página 4

1	Anillo tope	96626000
2	Fijación para mando	94184000
3	Termoelemento	94282000
4	Sistema de inversión	96604000
5	Válvula antirretorno	94074000
6	Conexión flexible	25928000

hansgrohe

Handleiding



13550180

hansgrohe

Starck
10480XXX



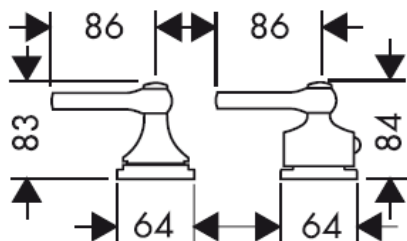
Terrano
37480XXX



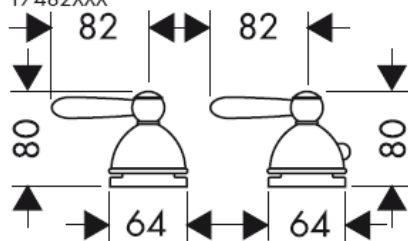
Carlton
17480XXX



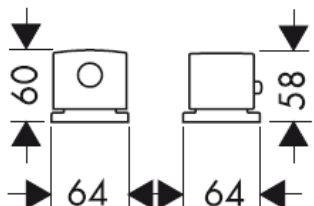
Terrano
37482XXX



Carlton
17482XXX



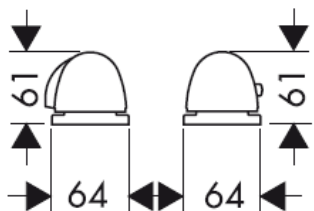
Uno
38480XXX

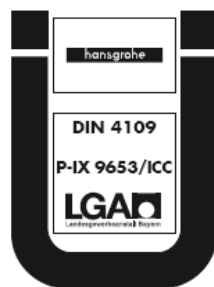
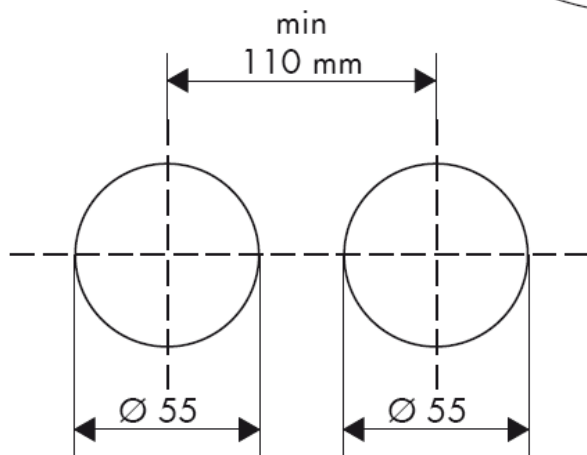
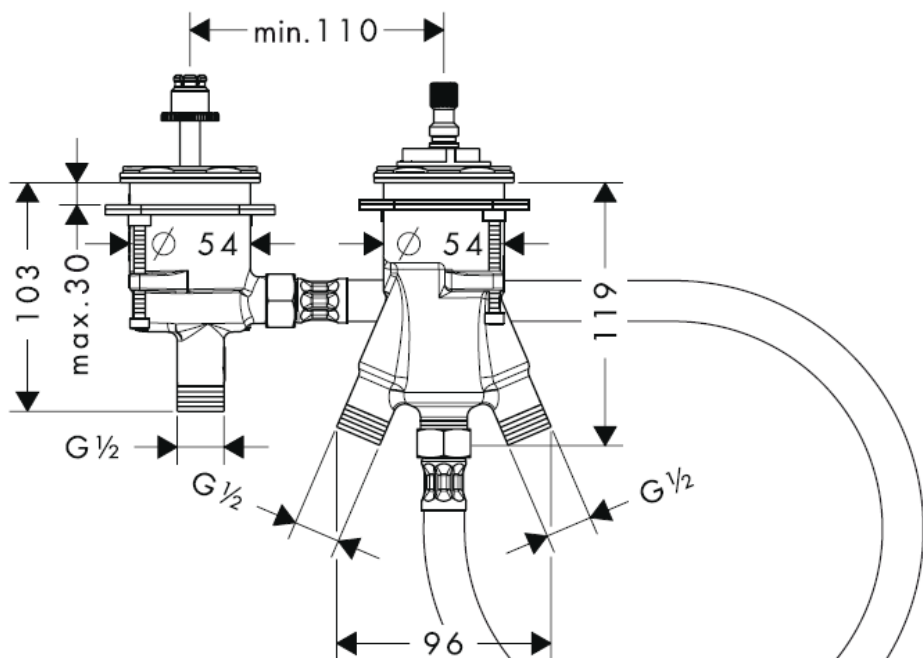


Steel
35480800

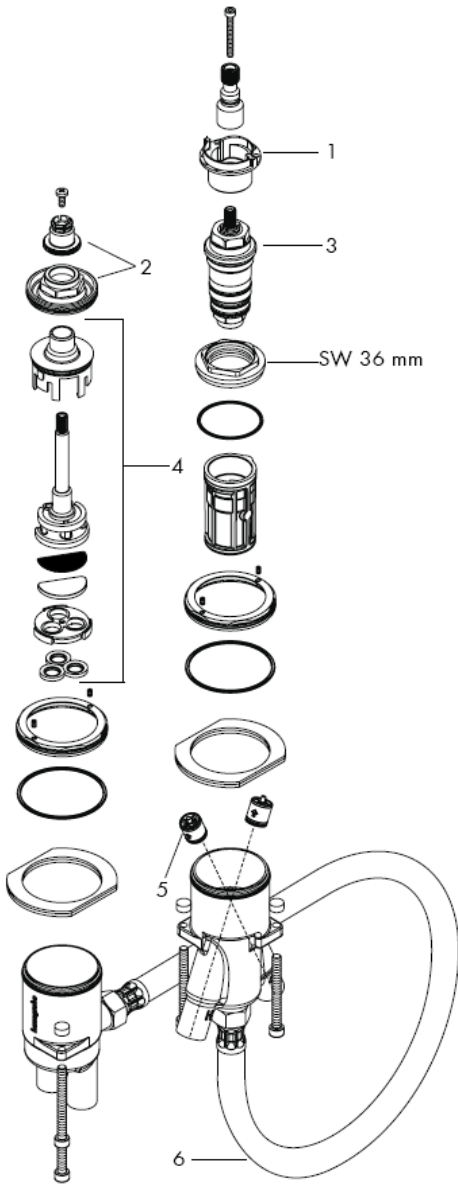


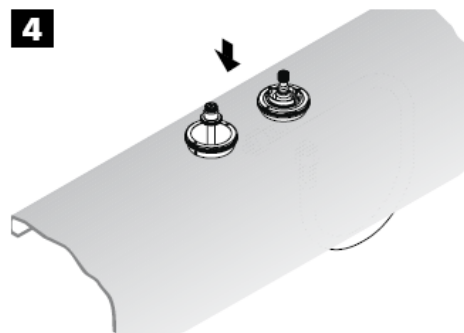
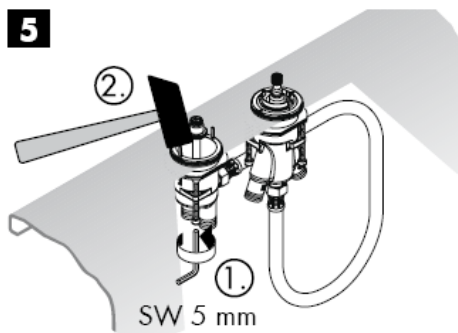
**Mondial / Metropol / Metris /
Talis Elegance / Talis S /
Talis Sportive**
15450XXX

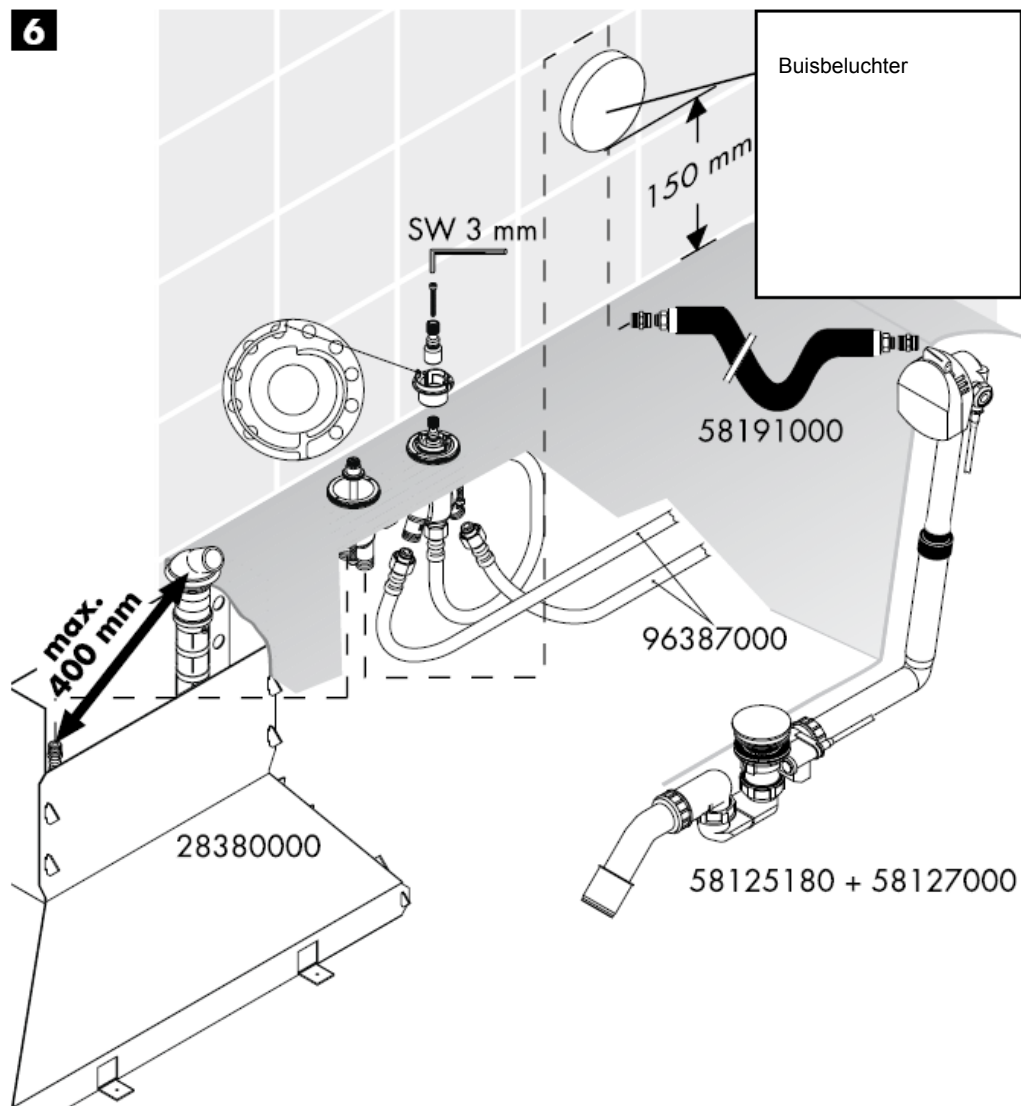




Attentie! Keerkleppen moeten volgens DIN EN 1717 regelmatig en volgens plaatselijk geldende eisen op het functioneren gecontroleerd worden. (Tenminste een keer per jaar).



1**2****3****4****5**

6

Let op: voor eventuele reparatiewerkzaamheden moet een revisieluik zijn aangebracht.

7



Nederlands

Attentie! Leidingen doorspoelen volgens Norm.
De mengkraan vervolgens monteren en controleren!

Grote drukverschillen tussen de kouden warm wateraansluitingen dienen vermeden te worden.

Technische gegevens

Werkdruk: max. max. 1 MPa
Aanbevolen werkdruk: 0,1 – 0,5 MPa
Getest bij: 1,6 MPa
(1 MPa = 10 bar = 147 PSI)
Temperatuur warm water: max. 80° C
Aanbevolen warm water temp.: 65° C
Aansluitingen G ½": koud rechts - warm links
Doorstroomcapaciteit: ca. 22 l/min 0,3 MPa

Service onderdelen zie blz. 4

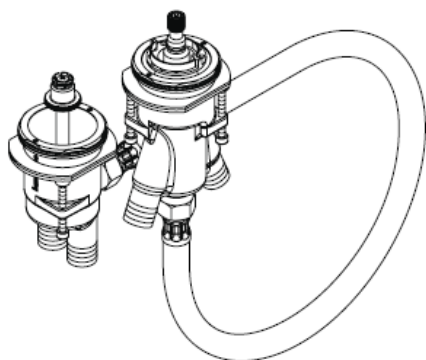
1	aanslagring	96626000
2	greepbevestigingsset	94184000
3	temperatuur regeleenheid	94282000
4	binnenwerk kompl.	96604000
5	terugslagklep	94074000
6	aansluitslang	25928000

Keurmerk

DVGW	P-IX	SVGW	ACS	NF	WRAS	KIWA
	P-IX 9653/ICC				X	

hansgrohe

Monteringsvejledning



13550180

hansgrohe

Starck
10480XXX



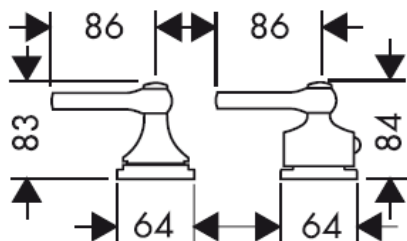
Terrano
37480XXX



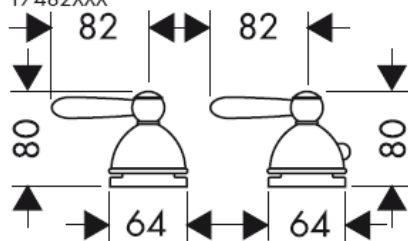
Carlton
17480XXX



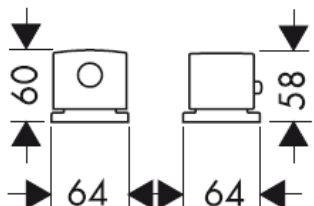
Terrano
37482XXX



Carlton
17482XXX



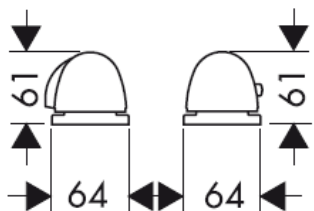
Uno
38480XXX

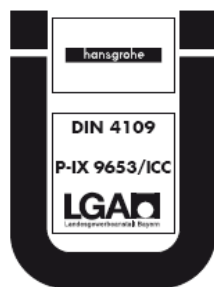
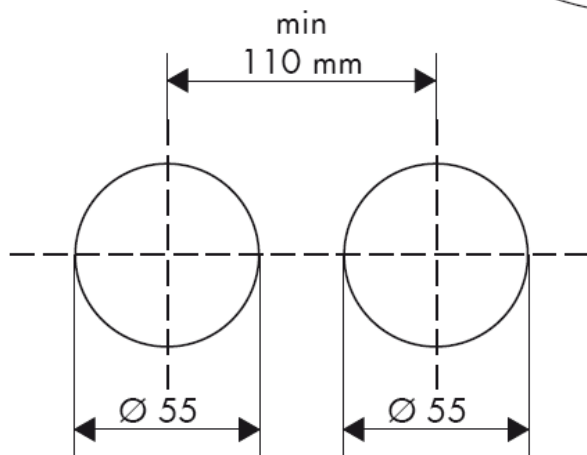
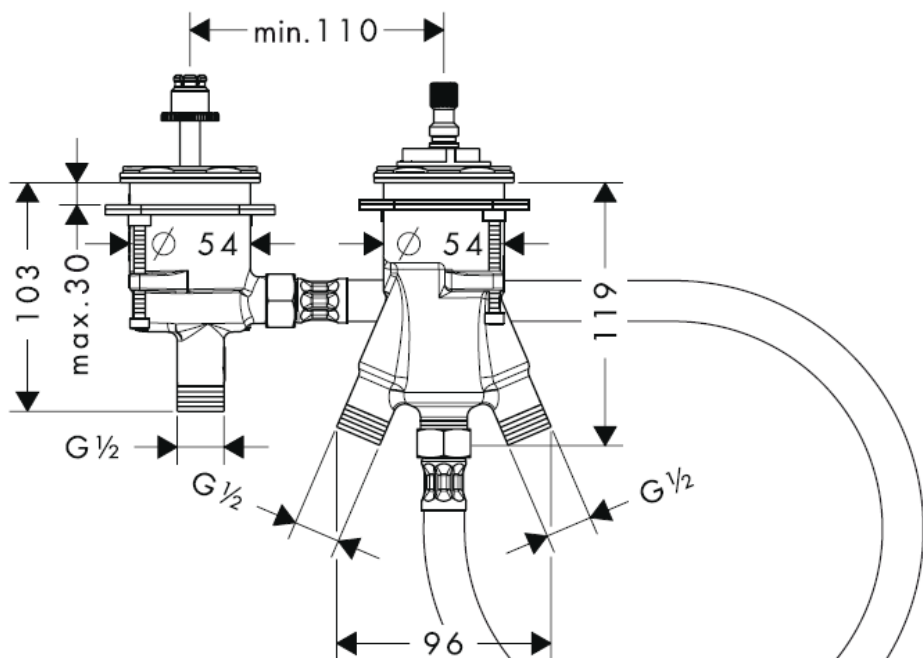


Steel
35480800

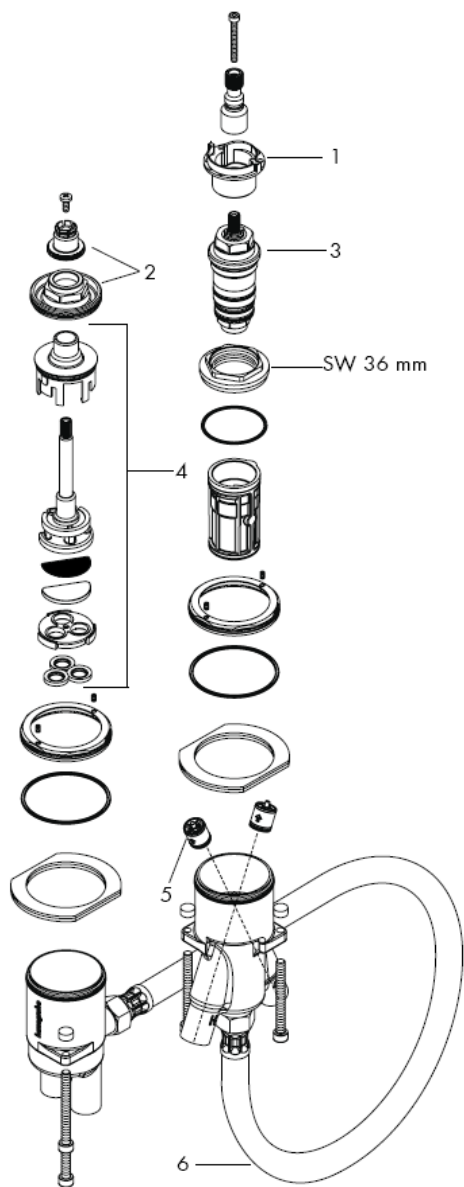


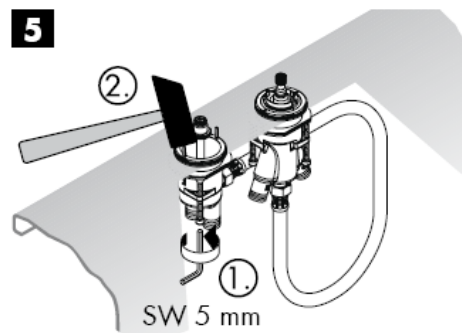
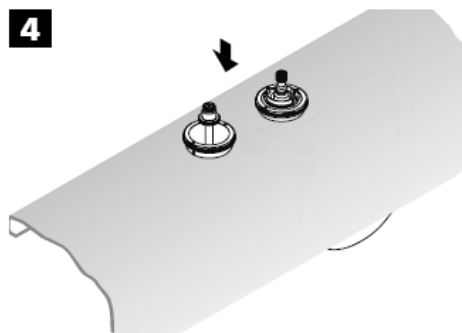
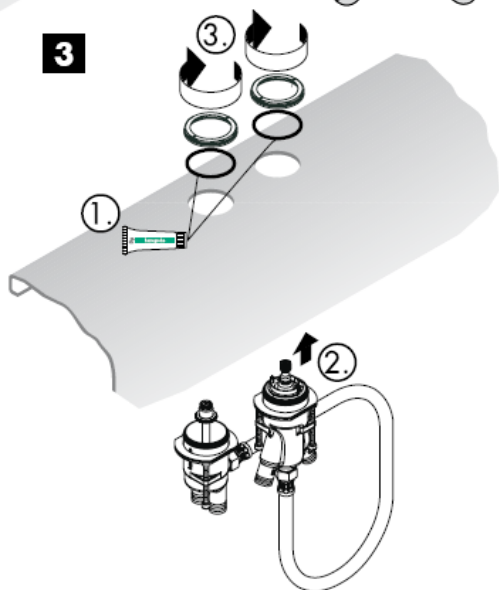
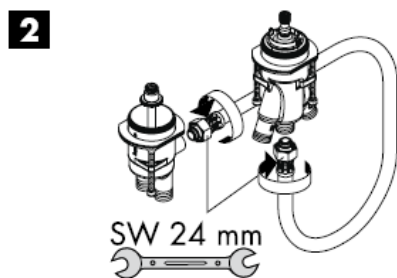
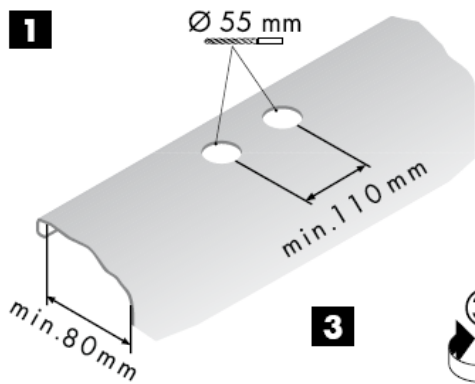
**Mondial / Metropol / Metris /
Talis Elegance / Talis S /
Talis Sportive**
15450XXX



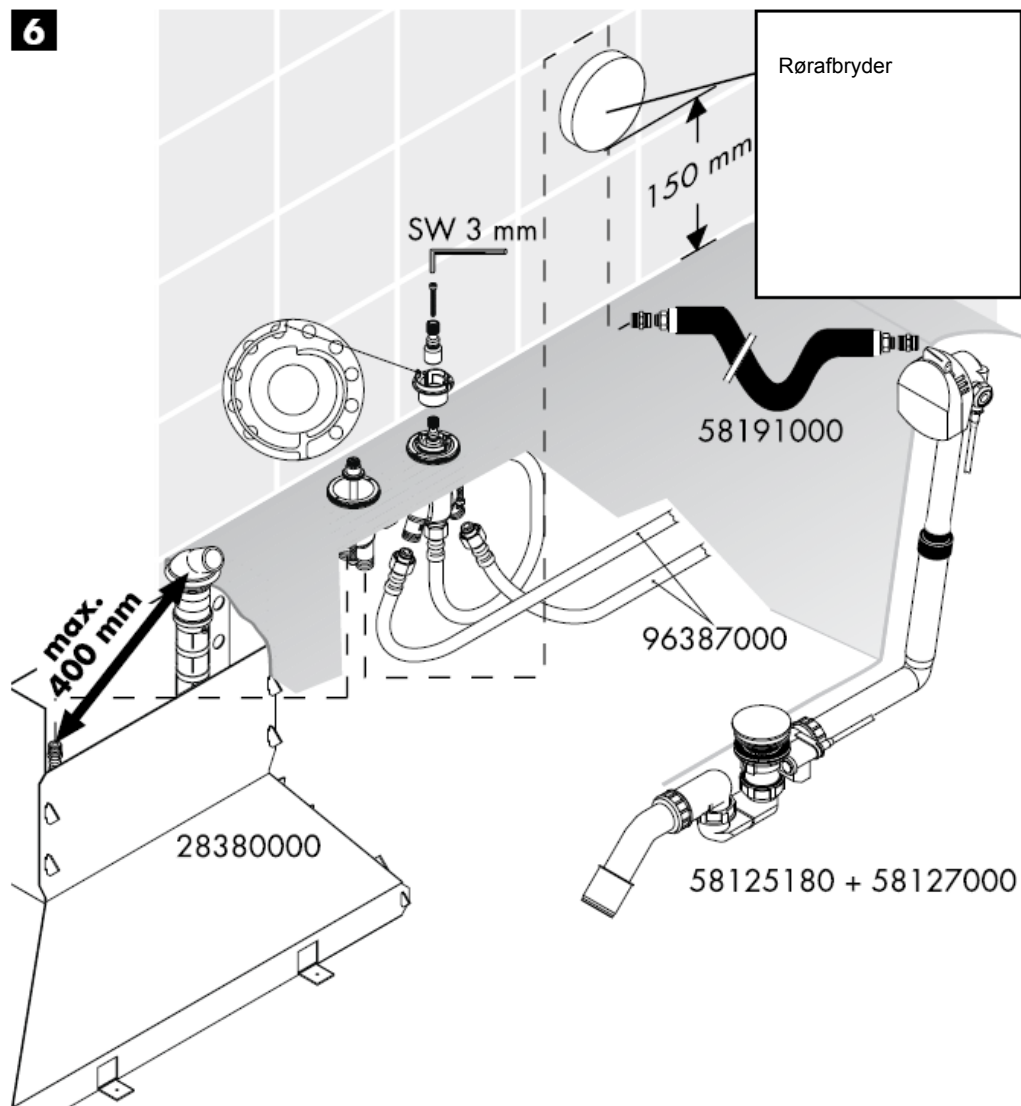


Advarsel! Ifølge DIN EN 1717 skal gennemstrømningsbegrænsere i overensstemmelse med nationale regler afprøves regelmæssigt (mindst en gang om året).





6



BEMÆRK! For at kunne servicere armaturet, skal der laves en inspektionslem.

7



Advarsel! Ifølge gældende regler, skal armaturet monteres, skylles igennem og afprøves.

Større trykforskelle mellem koldt og varmt vand bør udjævnes.

Tekniske data

Driftstryk: max. 1 MPa
Anbefalet driftstryk: 0,1 – 0,5 MPa
Prøvetryk: 1,6 MPa
(1 MPa = 10 bar = 147 PSI)
Varmtvandstemperatur: max. 80° C
Anbefalet varmtvandstemperatur: 65° C
Tilslutninger G ½": Koldt højre - varmt venstre
Gennemstrømningskapacitet: ca. 22 l/min 0,3 MPa

Reserve dele se s. 4

1	Anlægsskive	96626000
2	Fastgørelsessættet for greb	94184000
3	Temperaturregulering	94282000
4	Komplet indsats	96604000
5	Kontraventil	94074000
6	Tilslutningsslange	25928000

Godkendelse

DVGW	P-IX	SVGW	ACS	NF	WRAS	KIWA
	P-IX 9653/ICC				X	

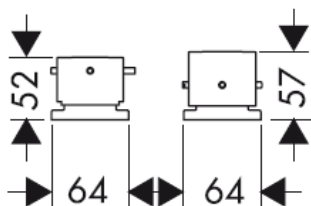
Manual de Instalación



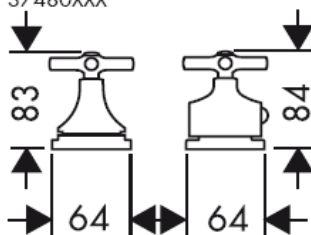
13550180

hansgrohe

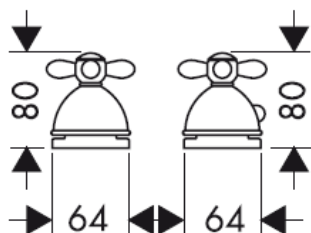
Starck
10480XXX



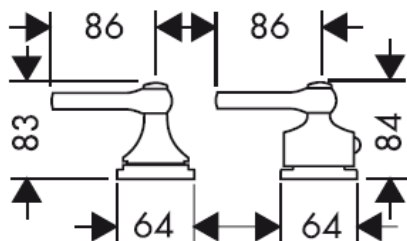
Terrano
37480XXX



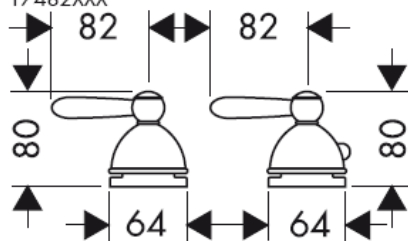
Carlton
17480XXX



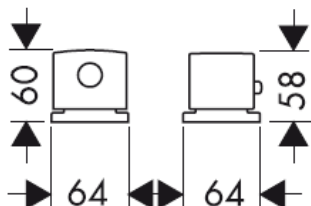
Terrano
37482XXX



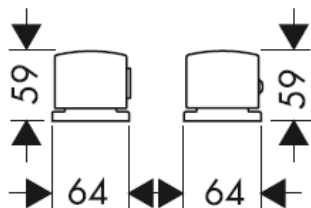
Carlton
17482XXX



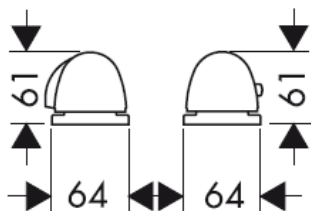
Uno
38480XXX

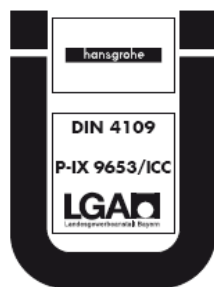
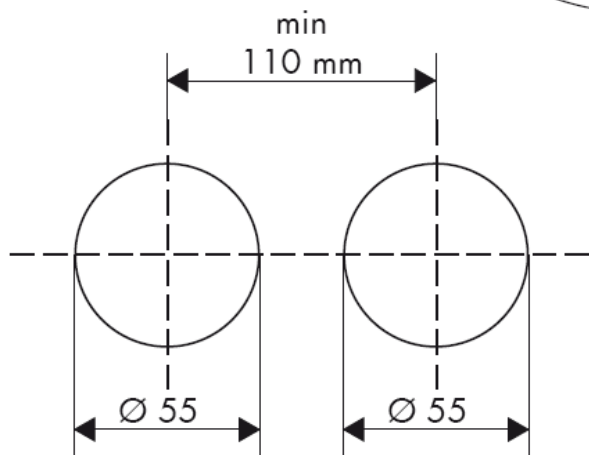
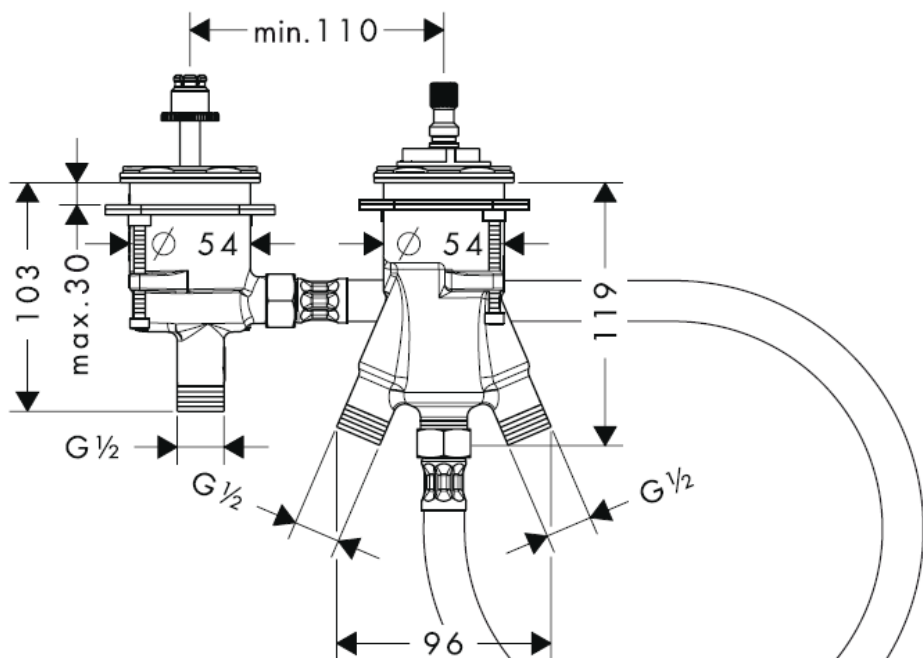


Steel
35480800

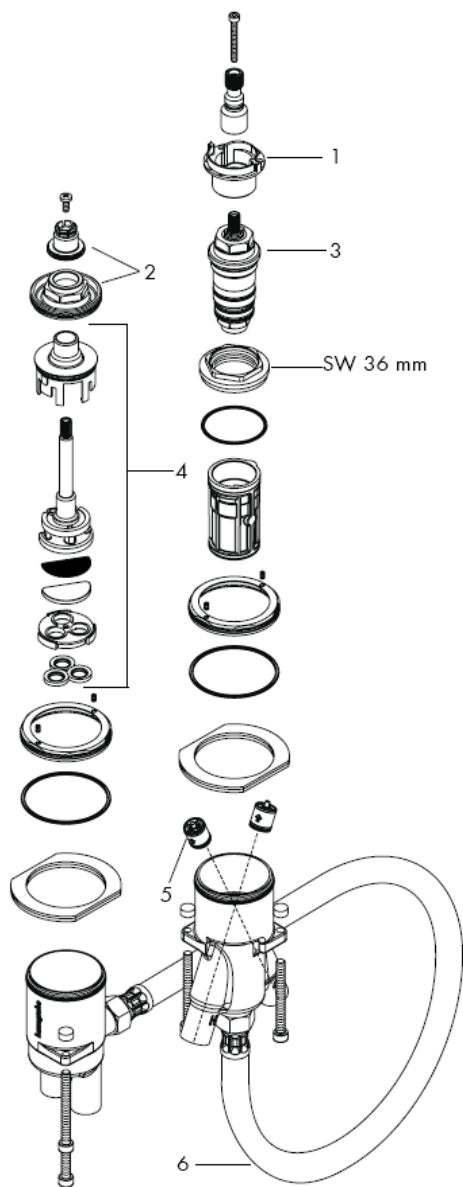


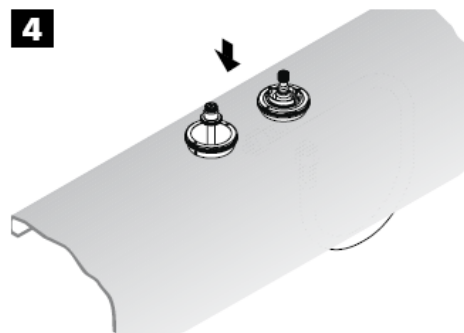
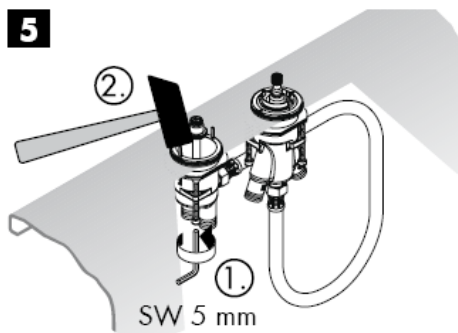
**Mondial / Metropol / Metris /
Talis Elegance / Talis S /
Talis Sportive**
15450XXX



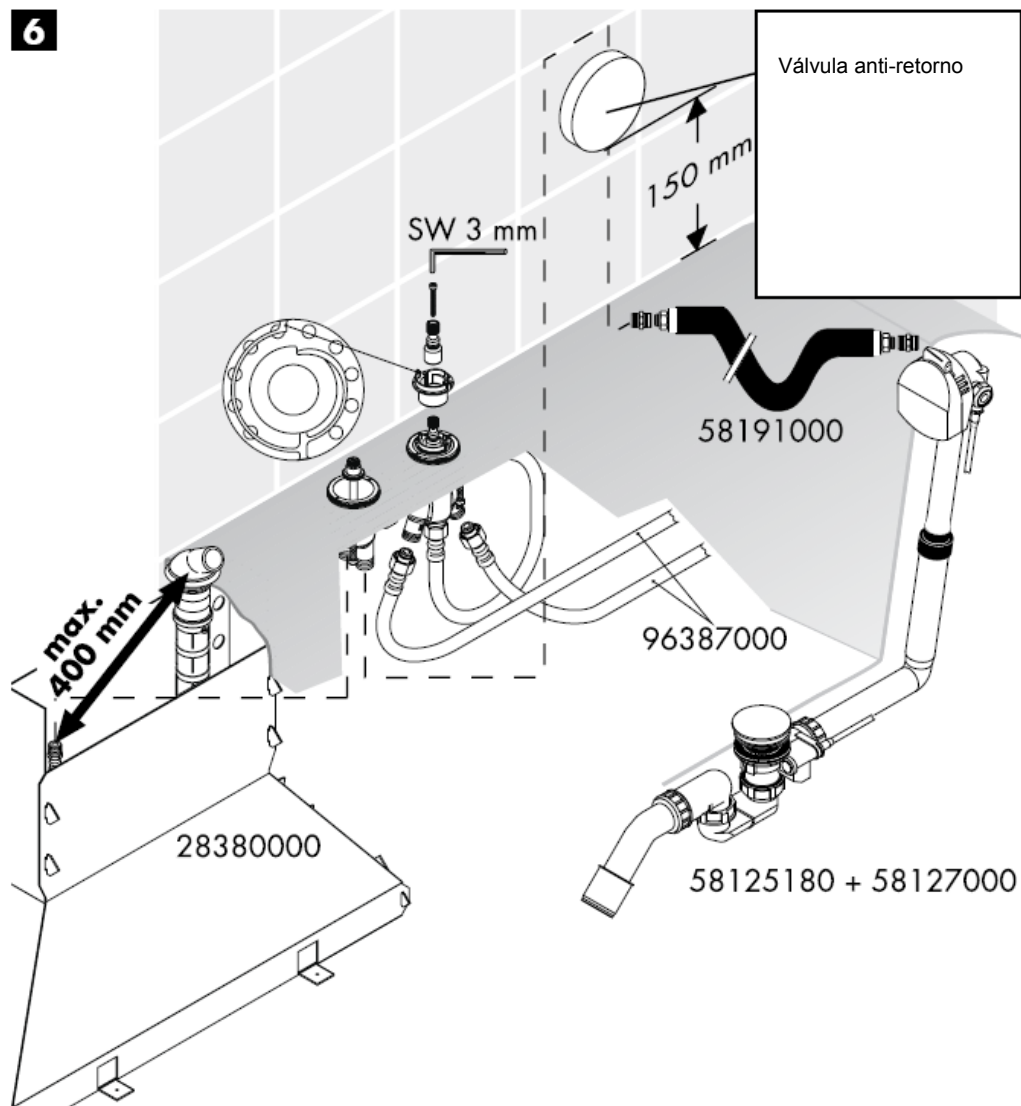


Atenção! As válvulas anti-retorno devem ser verificadas regularmente de acordo com a DIN EN 1717 segundo os regulamentos nacionais ou regionais (pelo menos uma vez por ano).



1**2****3****4****5**

6



Atenção! Tem que ter um painel de acesso para manutenção.

7



Português

Atenção! A misturadora deve ser instalada, purgada e testada de acordo com as normas em vigor!

Grandes diferenças entre as pressões das águas quente e fria devem ser compensadas.

Dados Técnicos

Pressão de funcionamento: max. 1 MPa
Pressão de func. recomendada: 0,1 – 0,5 MPa
Pressão testada: 1,6 MPa
(1 MPa = 10 bar = 147 PSI)
Temperatura da água quente: max. 80° C
Temp. água quente recomendada: 65° C
Ligações G ½": fria à direita - quente à esquerda
Caudal: ca. 22 l/min 0,3 MPa

Marca de controlo

DVGW

P-IX

SVGW

ACS

NF

WRAS

KIWA

P-IX
9653/ICC

X

Peças de substituição ver página 4

1	Anel de segurança	96626000
2	Conjunto de fixação para manípulo	94184000
3	Elemento termostático	94282000
4	Cartucho compl.	96604000
5	Válvula anti-retorno	94074000
6	Tubo flexível	25928000

hansgrohe

Instrukcja montażu



13550180

hansgrohe

Starck
10480XXX



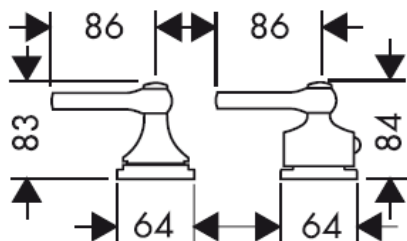
Terrano
37480XXX



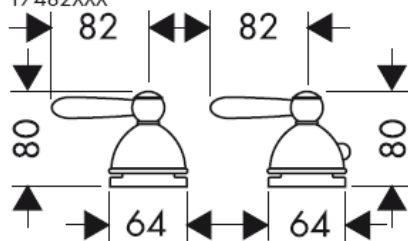
Carlton
17480XXX



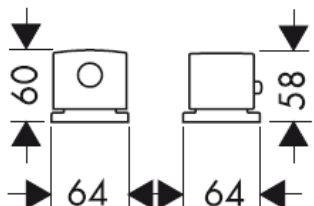
Terrano
37482XXX



Carlton
17482XXX



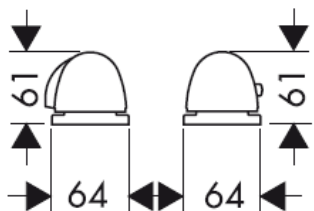
Uno
38480XXX

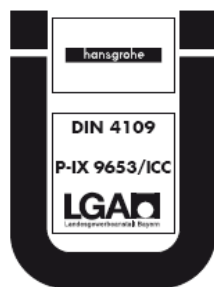
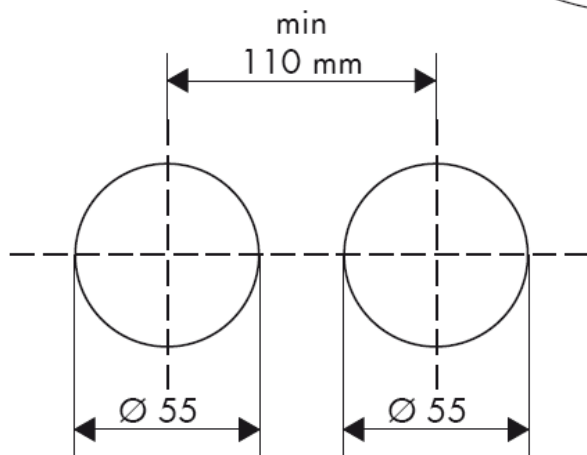
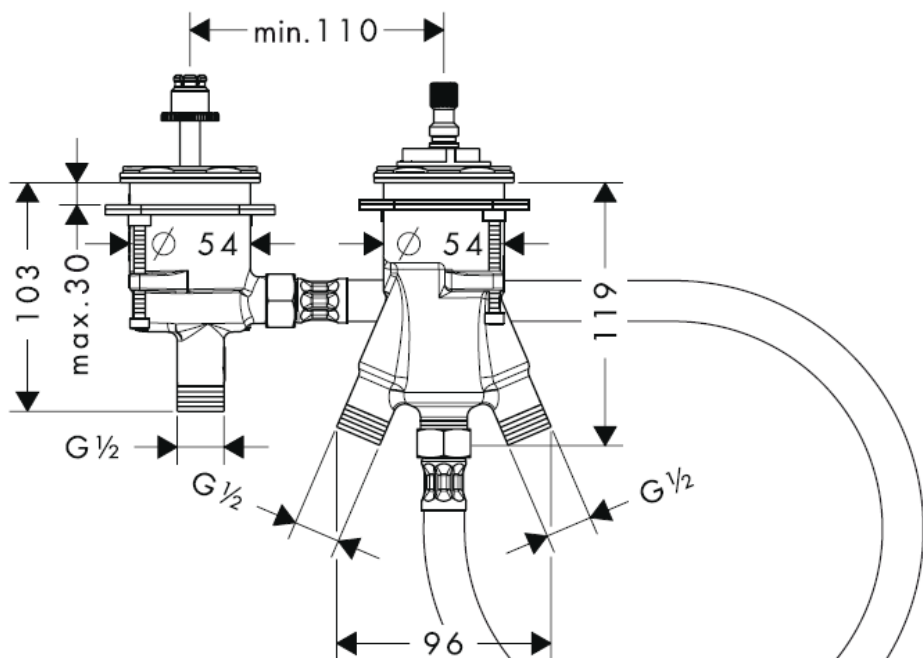


Steel
35480800

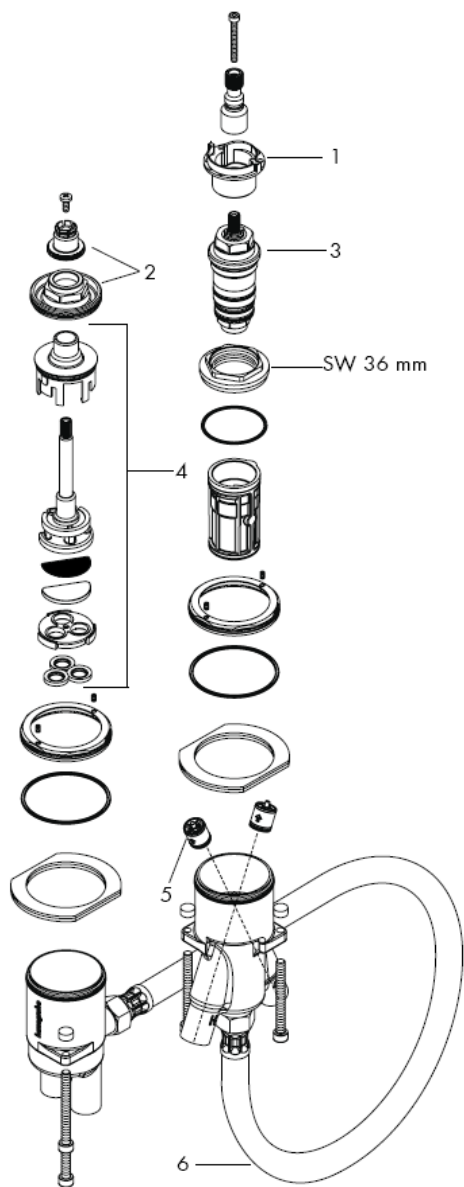


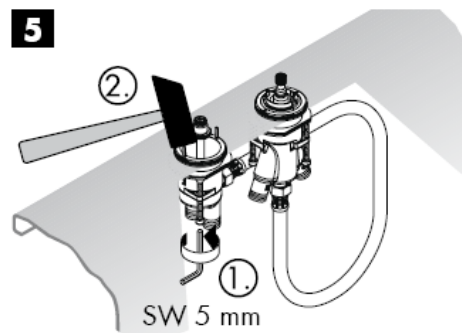
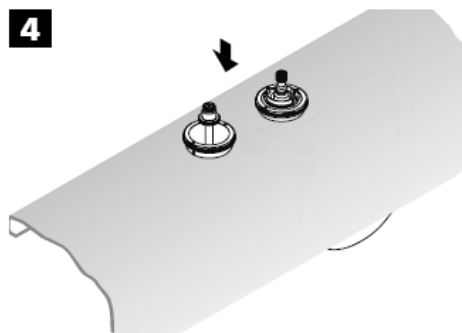
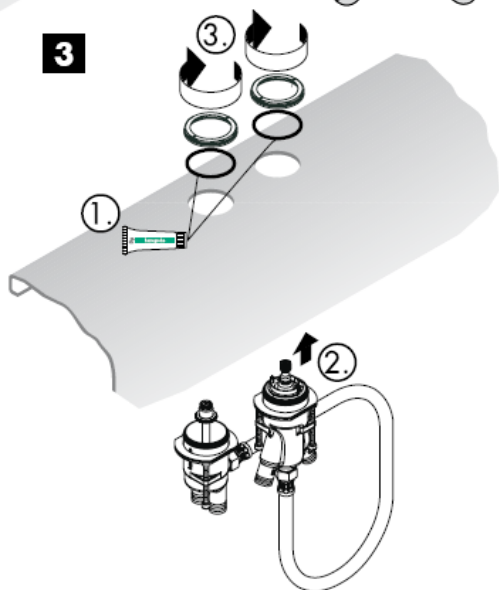
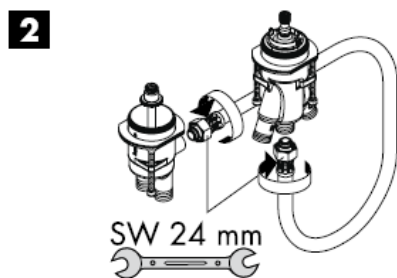
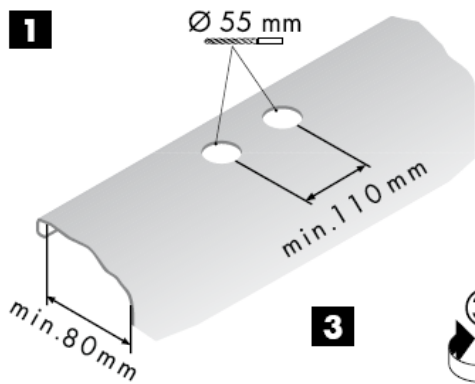
**Mondial / Metropol / Metris /
Talis Elegance / Talis S /
Talis Sportive**
15450XXX

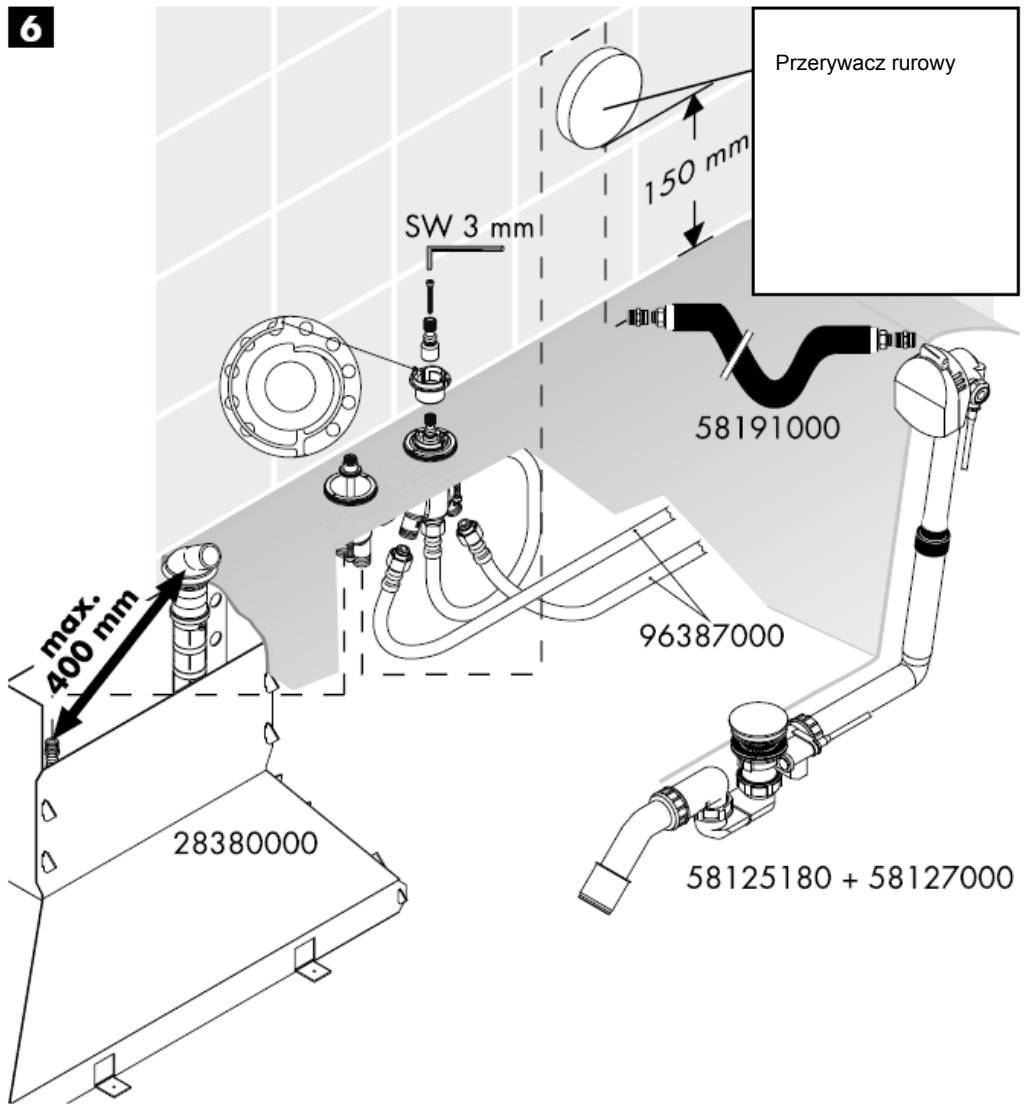




Uwaga! Działanie zabezpieczeń przed przepływem zwrotnym, zgodnie z normą DIN EN 1717 i miejscowymi przepisami, musi być kontrolowane (DIN 1988, raz w roku).





6

UWAGA! Aby móc sprawdzić węże przyłączeniowe, musi istnieć otwór rewizyjny.

7



Uwaga! Armatura musi być zamontowana, przepłukana i wypróbowana według obowiązujących norm!

Znaczne różnice ciśnień na dopływach ciepłej i zimnej wody muszą zostać wyrównane.

Dane techniczne

Ciśnienie robocze: max. 1 MPa
Zalecane ciśnienie robocze: 0,1 – 0,5 MPa
Ciśnienie próbne: 1,6 MPa
(1 MPa = 10 bary = 147 PSI)
Temperatura wody gorącej: max. 80° C
Zalecana temperatura wody gorącej: 65° C
Przyłącza G 1/2": Zimna prawo – ciepła lewo
Wydajność przepływu: ca. 22 l/min 0,3 MPa

Znak jakości

DVGW	P-IX	SVGW	ACS	NF	WRAS	KIWA
	P-IX 9653/ICC				X	

Części serwisowe patrz strona 4

1	Pierścień ograniczający	96626000
2	Zapadka ze śrubą	94184000
3	Wkład termostatyczny	94282000
4	Wkład kpl.	96604000
5	Zabezpieczenie przed przepływem zwrotnym	94074000
6	Wąż przyłączeniowy	25928000

Montážní návod



13550180

hansgrohe

Starck
10480XXX



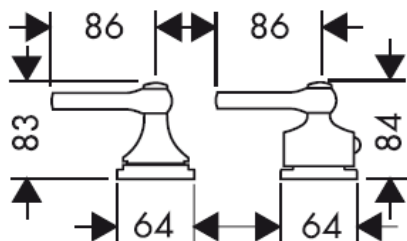
Terrano
37480XXX



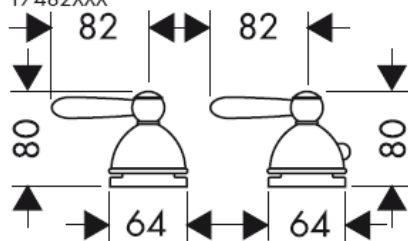
Carlton
17480XXX



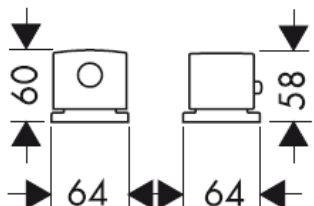
Terrano
37482XXX



Carlton
17482XXX



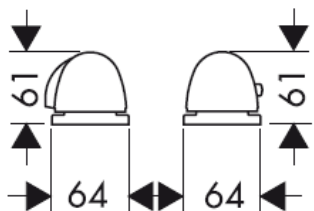
Uno
38480XXX

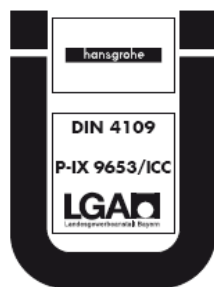
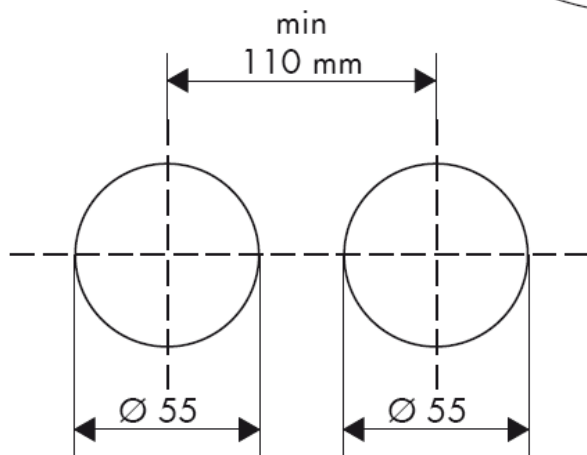
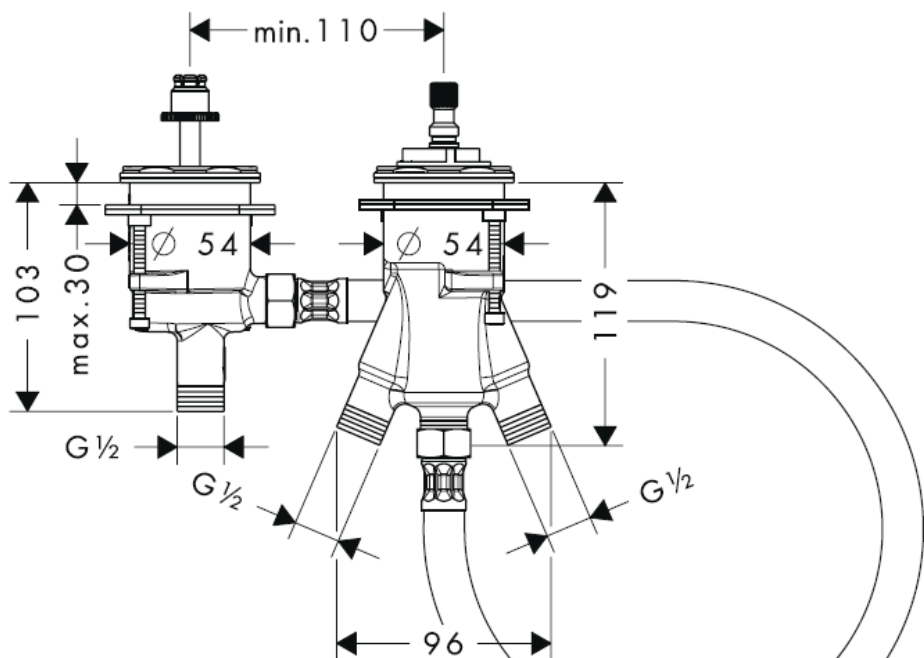


Steel
35480800

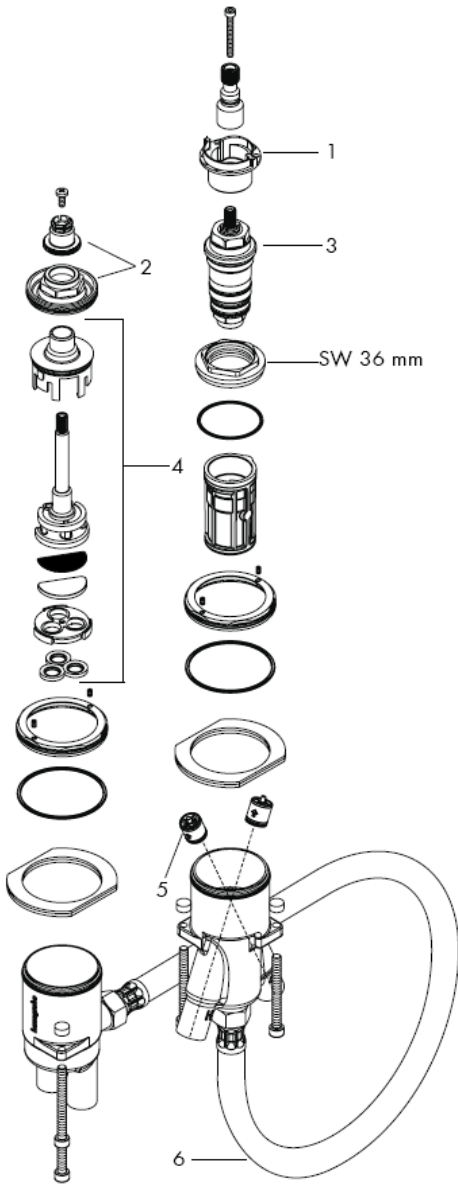


**Mondial / Metropol / Metris /
Talis Elegance / Talis S /
Talis Sportive**
15450XXX

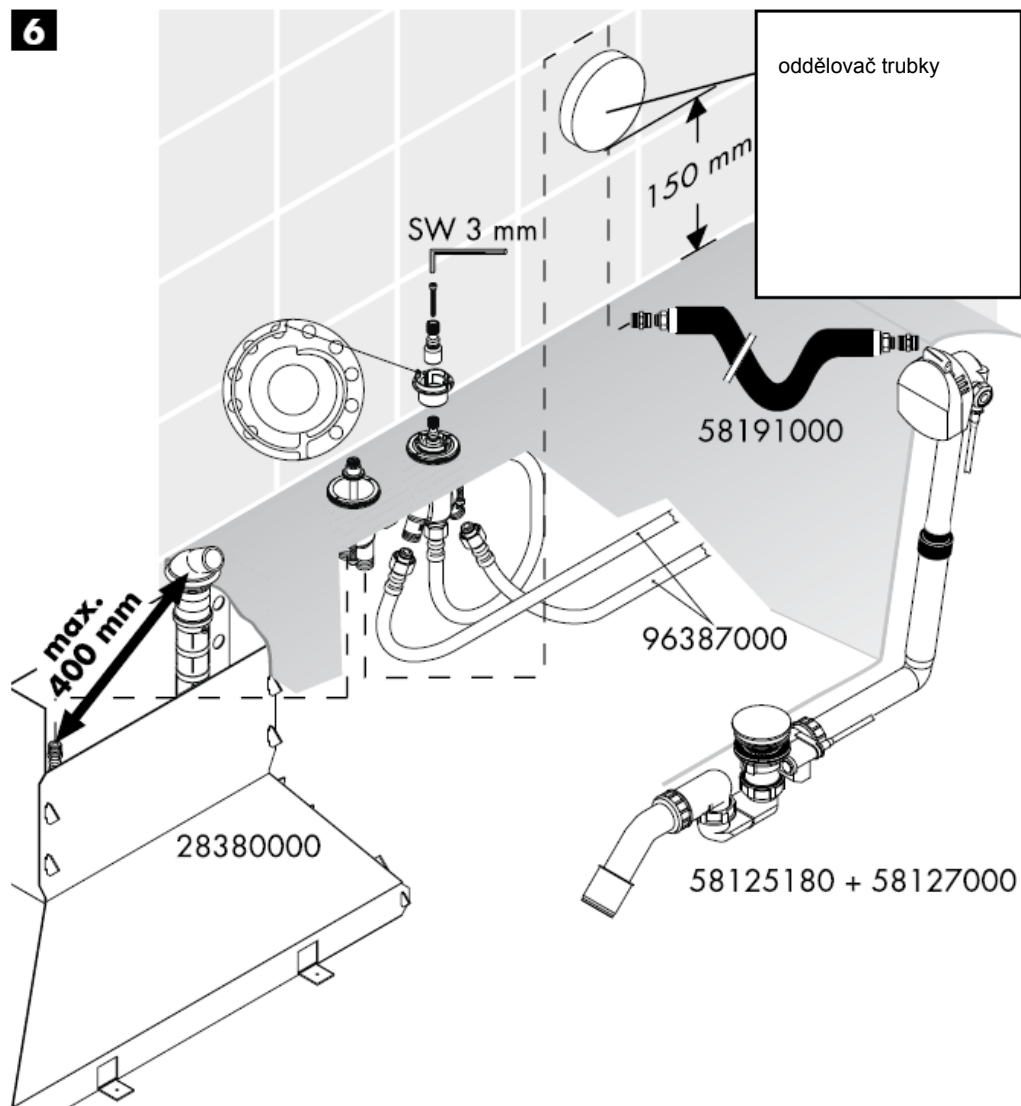




Pozor! U zpětných ventilů se musí podle DIN EN 1717 v souladu s národními nebo regionálními předpisy testovat jejich funkčnost (alespoň jednou ročně).

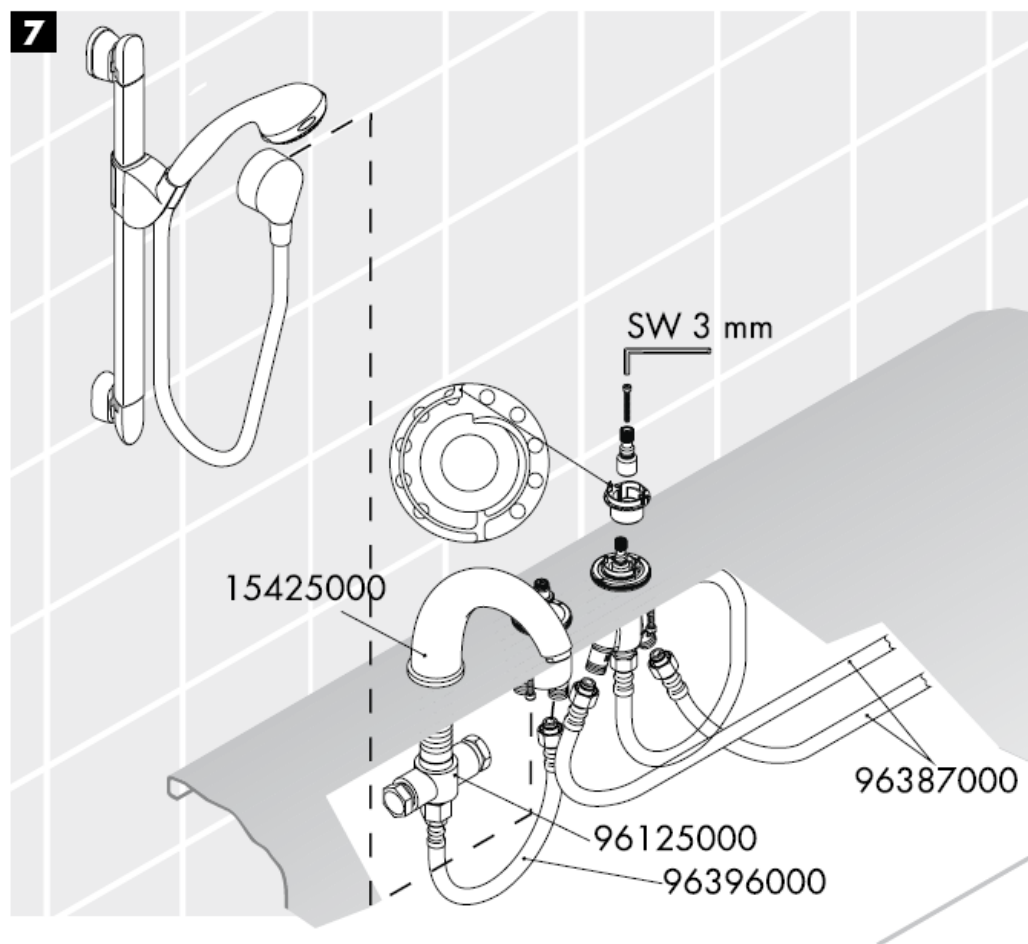


1**2****3****4****5**

6

POZOR! Pro kontrolu připojovacích hadic musí být k dispozici revizní šachta.

7



Pozor! Armatura se musí montovat,
proplachovat a testovat podle platných norem!

Je nutné vyrovnat velké rozdíly tlaku mezi přípoji
studené a teplé vody.

Technické údaje

Provozní tlak: max. 1 MPa
 Doporučený provozní tlak: 0,1 – 0,5 MPa
 Zkušební tlak: 1,6 MPa
 (1 MPa = 10 bar = 147 PSI)
 Teplota horké vody: max. 80° C
 Doporučená teplota horké vody: 65° C
 Přípoje G 1/2": studená vpravo - teplá vlevo
 Průtok: ca. 22 l/min 0,3 MPa

Servisní díly viz strana 4

1	dorazový kroužek	96626000
2	západková vložka se šroubem	94184000
3	regulační jednotka teploty	94282000
4	Vložka kompl.	96604000
5	zpětný ventil	94074000
6	Připojovací hadička	25928000

zkušební značka

DVGW	P-IX	SVGW	ACS	NF	WRAS	KIWA
	P-IX 9653/ICC				X	

Montážny návod



13550180

hansgrohe

Starck
10480XXX



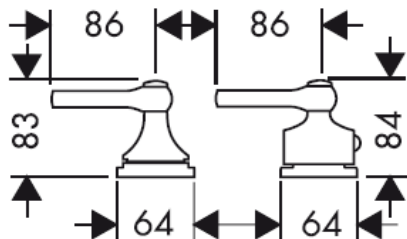
Terrano
37480XXX



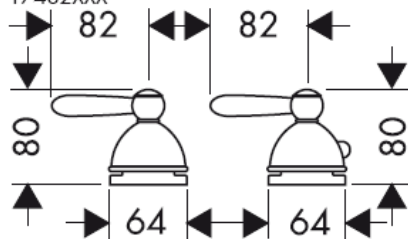
Carlton
17480XXX



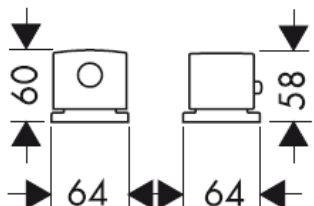
Terrano
37482XXX



Carlton
17482XXX



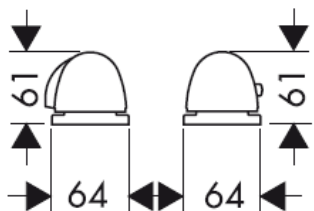
Uno
38480XXX

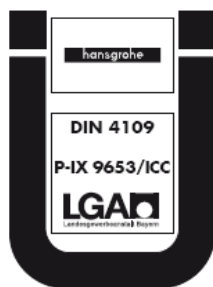
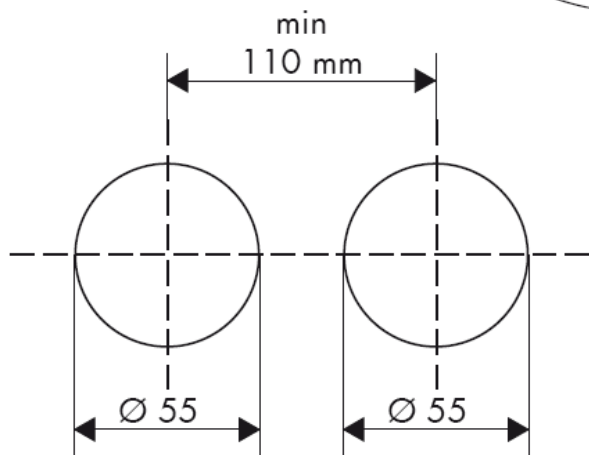
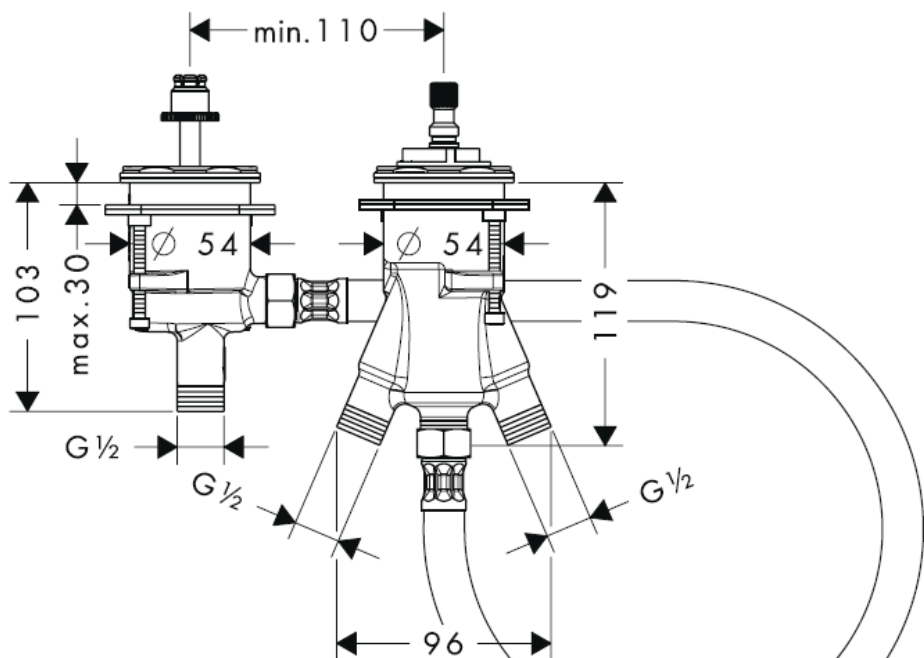


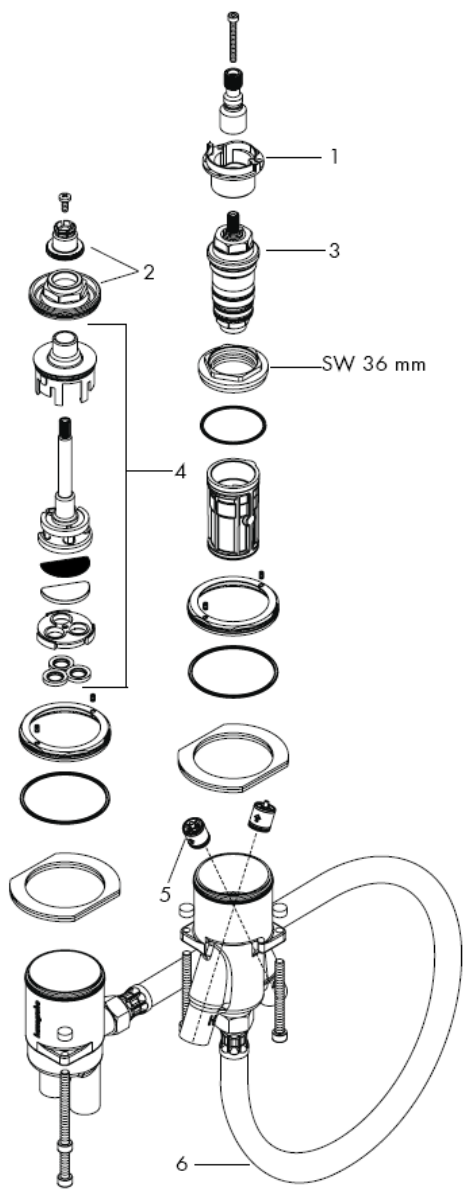
Steel
35480800



**Mondial / Metropol / Metris /
Talis Elegance / Talis S /
Talis Sportive**
15450XXX

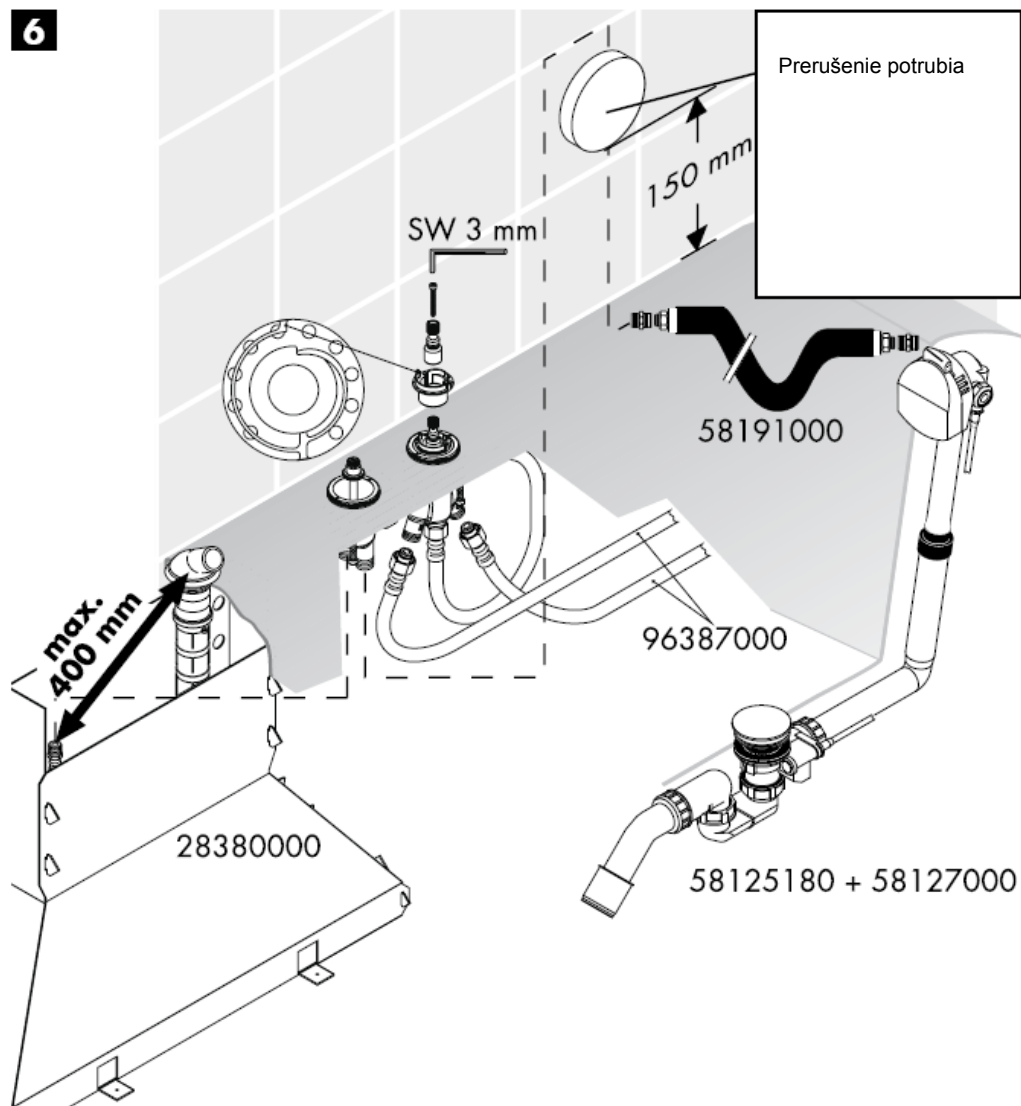






Pozor! Pri spätných ventiloch sa musí podľa DIN EN 1717 v súlade s národnými alebo regionálnymi predpismi testovať ich funkčnosť (aspoň raz ročne).

1**2****3****4****5**

6

POZOR! Aby bolo možné skontrolovať pripojovacie hadice, musí byť k dispozícii revízný otvor.

7



Pozor! Batéria sa musí montovať, preplachovať a testovať podľa platných noriem!

Veľké rozdiely v tlaku medzi prípojkami studenej a teplej vody musia byť vyrovnané.

Technické údaje

Prevádzkový tlak: max. 1 MPa
Doporučený prevádzkový tlak: 0,1 – 0,5 MPa
Skúšobný tlak: 1,6 MPa
(1 MPa = 10 bar = 147 PSI)
Teplota teplej vody: max. 80° C
Doporučená teplota teplej vody: 65° C
Prípoje G ½": studená vpravo - teplá vľavo
Prietok: ca. 22 l/min 0,3 MPa

Osvedčenie o skúške

DVGW	P-IX	SVGW	ACS	NF	WRAS	KIWA
	P-IX 9653/ICC				X	

Servisné diely vid' strana 4

1	doraz	96626000
2	upínacia sada so skrutkou	94184000
3	regulačná jednotka teplot	94282000
4	Kompletný prepínač	96604000
5	obmedzovač spätného nasatia	94074000
6	pripájacia hadička	25928000

组装说明



13550180

hansgrohe

Starck
10480XXX



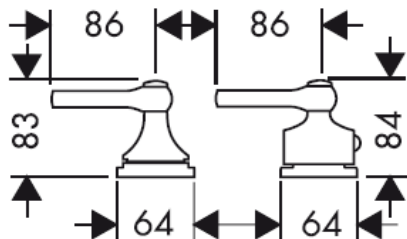
Terrano
37480XXX



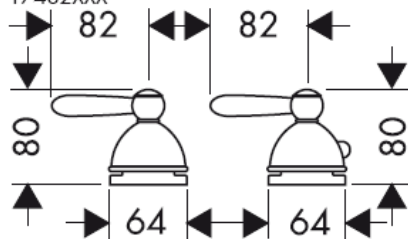
Carlton
17480XXX



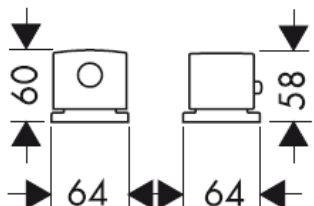
Terrano
37482XXX



Carlton
17482XXX



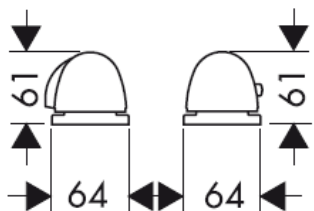
Uno
38480XXX

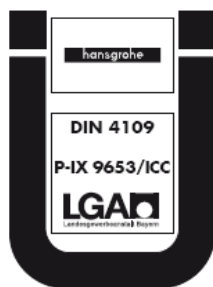
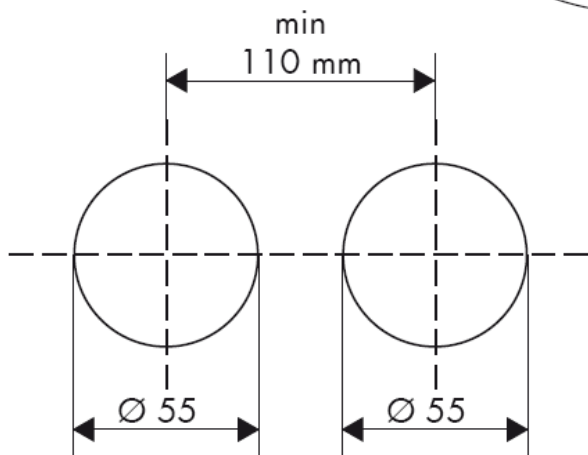
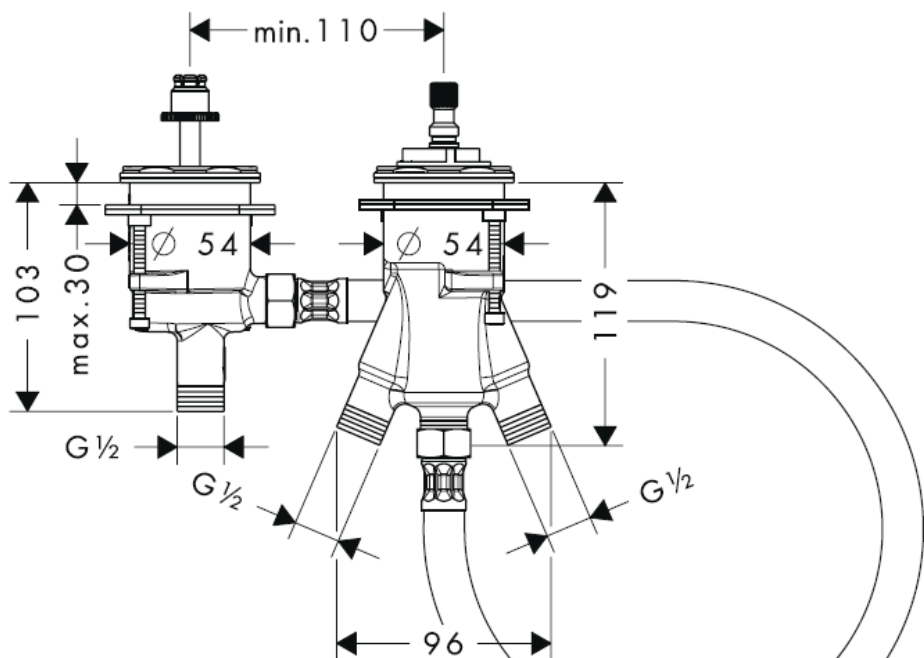


Steel
35480800



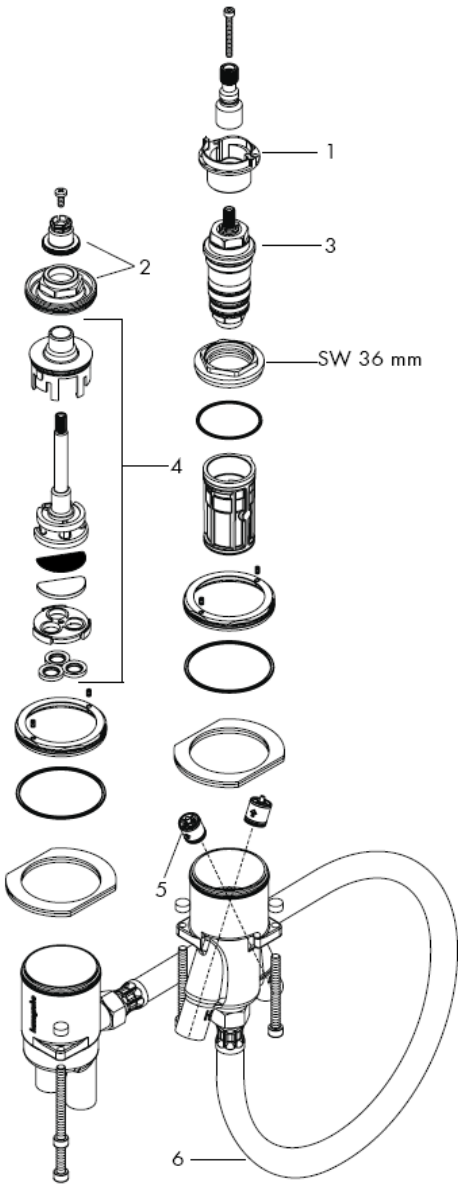
**Mondial / Metropol / Metris /
Talis Elegance / Talis S /
Talis Sportive**
15450XXX

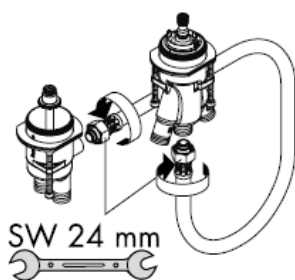
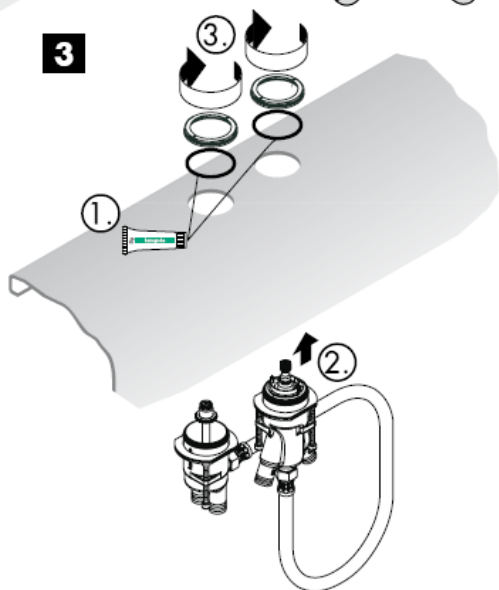




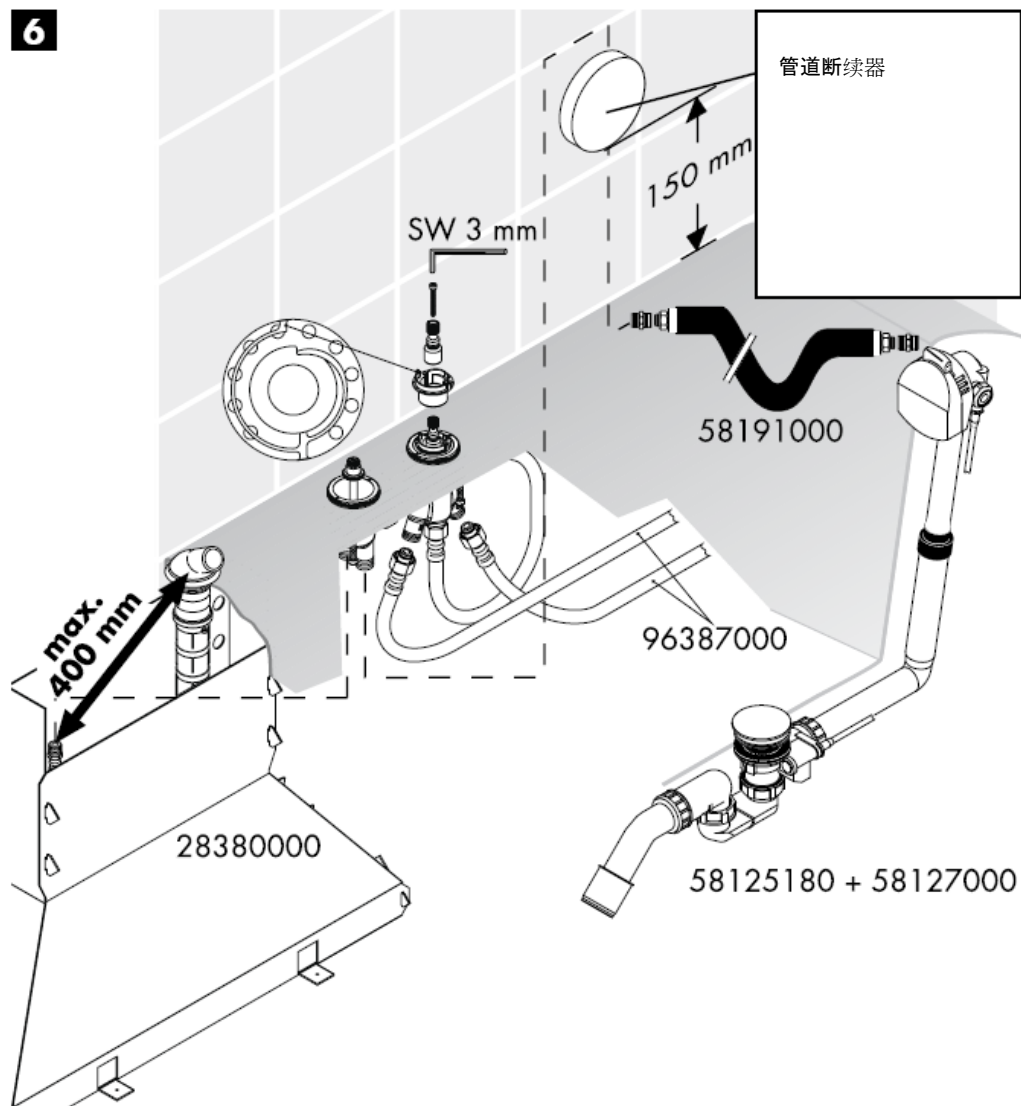
注意！

单向阀必须在符合国家或当地的法律的情况下按照DIN EN 1717定期检查（至少一年一次）。



1**2****3****4****5**

6



注意！必须有一扇进口门，用于检修门。

7



注意！

必须按照现行的规定安装，冲洗和测试产品！

冷热水管间过大的压力差必须予以平衡。

技术参数

工作压力： max. 1 MPa
 推荐工作压力： 0,1 – 0,5 MPa
 测试压强： 1,6 MPa
 (1 MPa = 10 bar = 147 PSI)
 热水温度： max. 80° C
 推荐热水温度： 65° C
 连接管线G ½"： 左热右冷
 流速： ca. 22 l/min 0,3 MPa

备用零件 参见第页 4

1	挡片	96626000
2	手柄固定件	94184000
3	温差电偶	94282000
4	分流器单元	96604000
5	单向阀	94074000
6	连接软管	25928000

检验标记

DVGW	P-IX	SVGW	ACS	NF	WRAS	KIWA
	P-IX 9653/ICC				X	

Инструкция по монтажу



13550180

hansgrohe

Starck
10480XXX



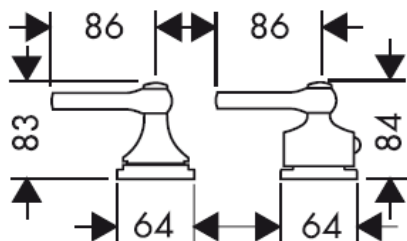
Terrano
37480XXX



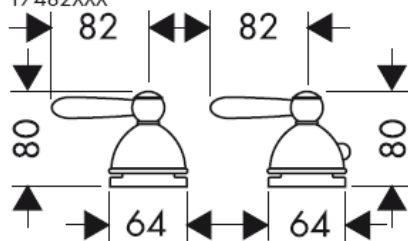
Carlton
17480XXX



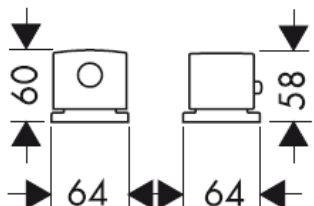
Terrano
37482XXX



Carlton
17482XXX



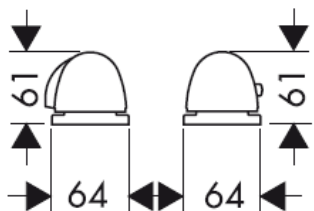
Uno
38480XXX

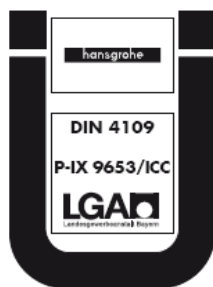
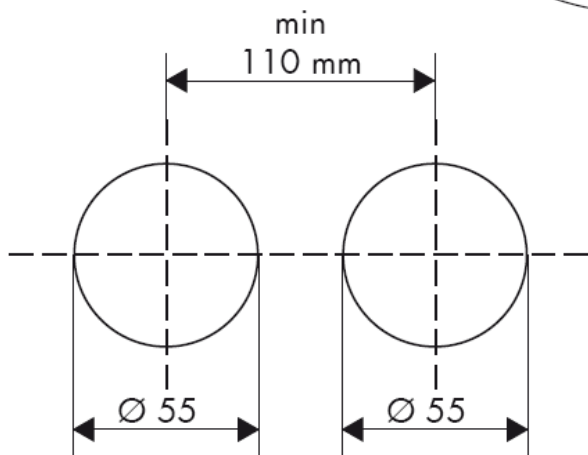
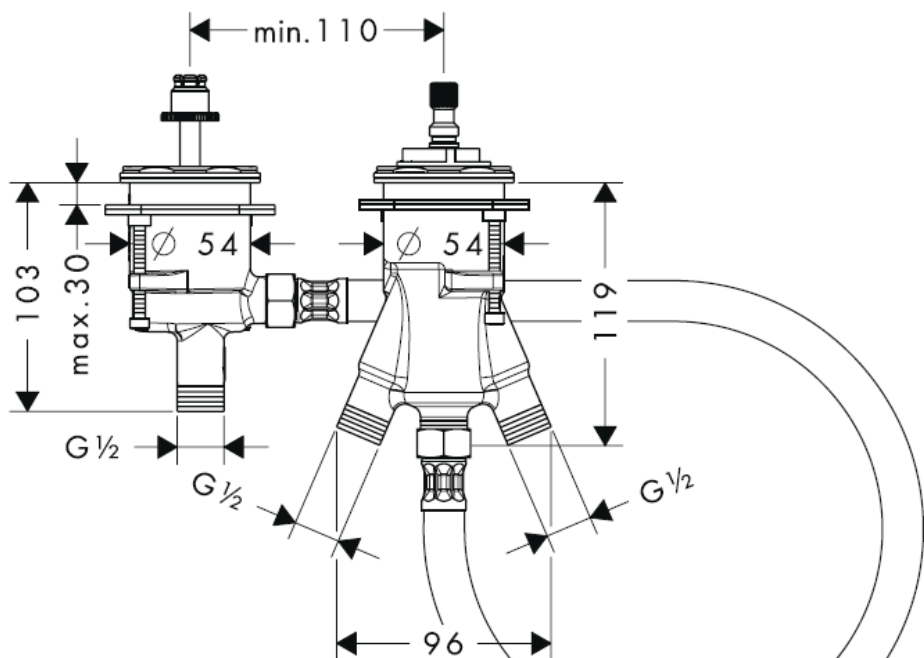


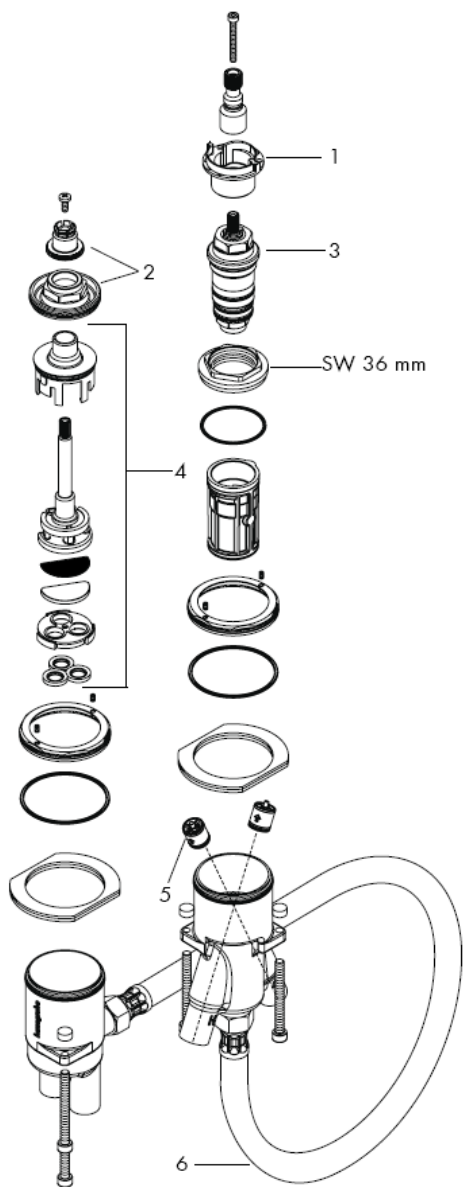
Steel
35480800



**Mondial / Metropol / Metris /
Talis Elegance / Talis S /
Talis Sportive**
15450XXX

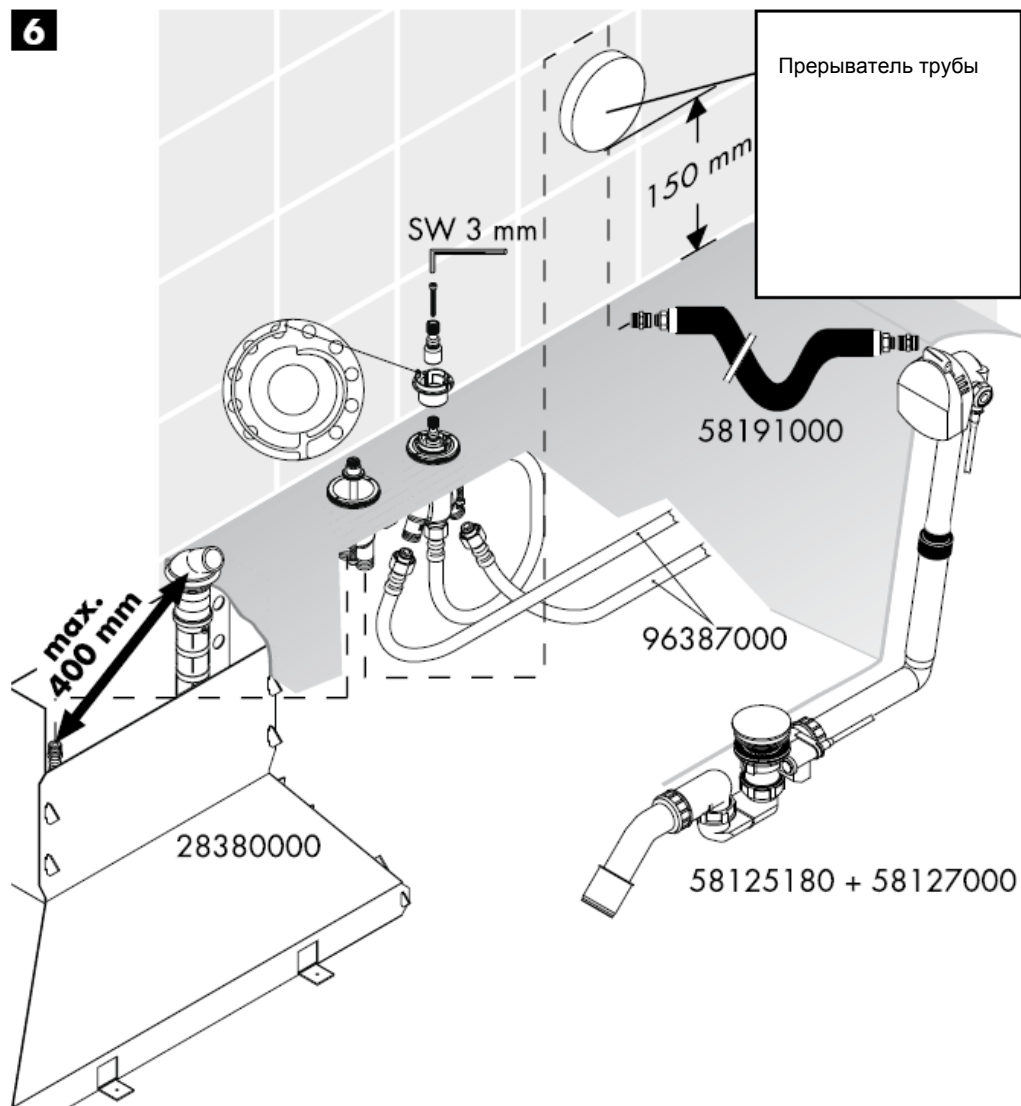






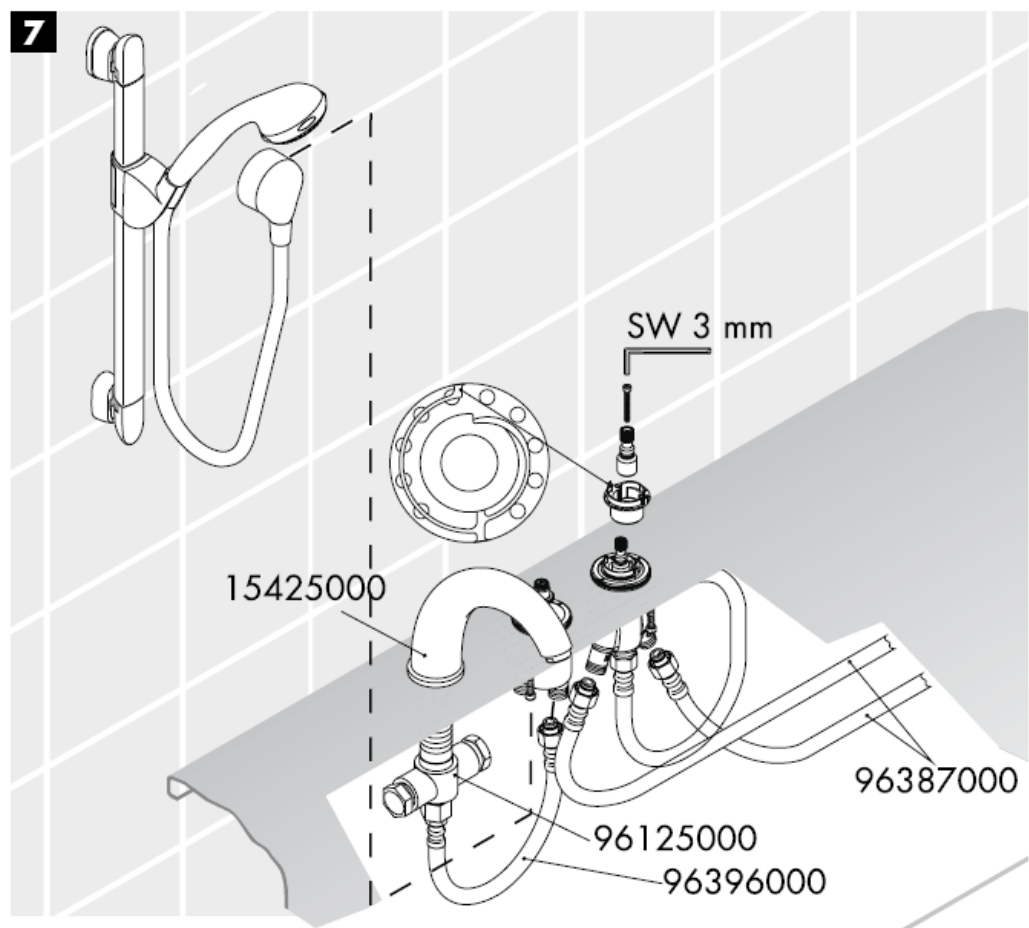
ВНИМАНИЕ! Защита обратного тока должна регулярно проверяться (минимум один раз в год) по стандарту DIN EN 1717 или в соответствии с национальными или региональными нормативами

1**2****3****4****5**

6

ВНИМАНИЕ! Для того, чтобы можно было проверить шланги подключения, необходимо открытие для проверки.

7



ВНИМАНИЕ! Смеситель должен быть смонтирован по действующим нормам и в соответствии с настоящей инструкцией, проверен на герметичность и безупречность работы

донного клапа. Перед установкой смесителя необходимо регулировочными кранами выровнять давление холодной и горячей воды при помощи вентилей регулирующих подачу воды в квартиру.

Технические данные

Рабочее давление: max. 1 MPa
 Рекомендуемое рабочее давление: 0,1 – 0,5 MPa
 Давление: 1,6 MPa
 (1 МПа = 10 bar = 147 PSI)
 Температура горячей воды: max. 80° C
 Рекомендуемая темп. гор. воды: 65° C
 Подключение G 1/2": холодная справа
 горячая слева
 Пропускная способность: ca. 22 l/min 0,3 MPa

Комплект см. стр. 4

1	Упорная шайба	96626000
2	Защелкивающаяся вставка с винтом	94184000
3	регулятор температуры	94282000
4	Вставка кпл.	96604000
5	Защита обратного тока воды	94074000
6	Подводка	25928000

Знак технического контроля

DVGW	P-IX	SVGW	ACS	NF	WRAS	KIWA
	P-IX 9653/ICC				X	

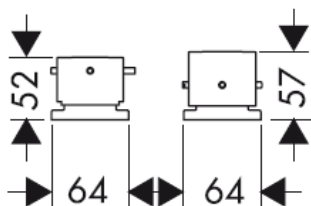
Szerelési útmutató



13550180

hansgrohe

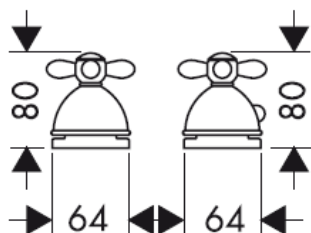
Starck
10480XXX



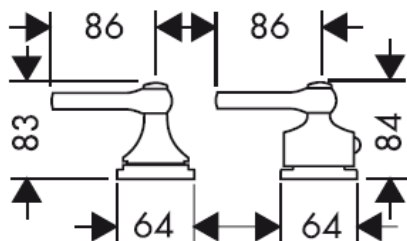
Terrano
37480XXX



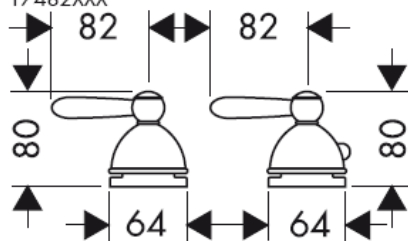
Carlton
17480XXX



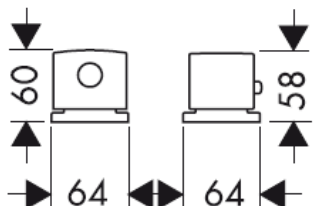
Terrano
37482XXX



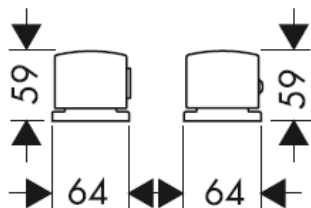
Carlton
17482XXX



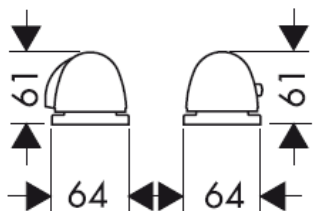
Uno
38480XXX

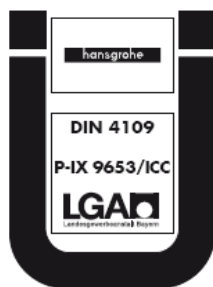
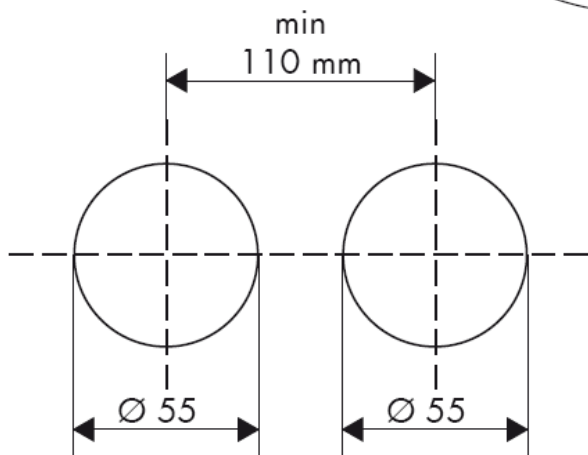
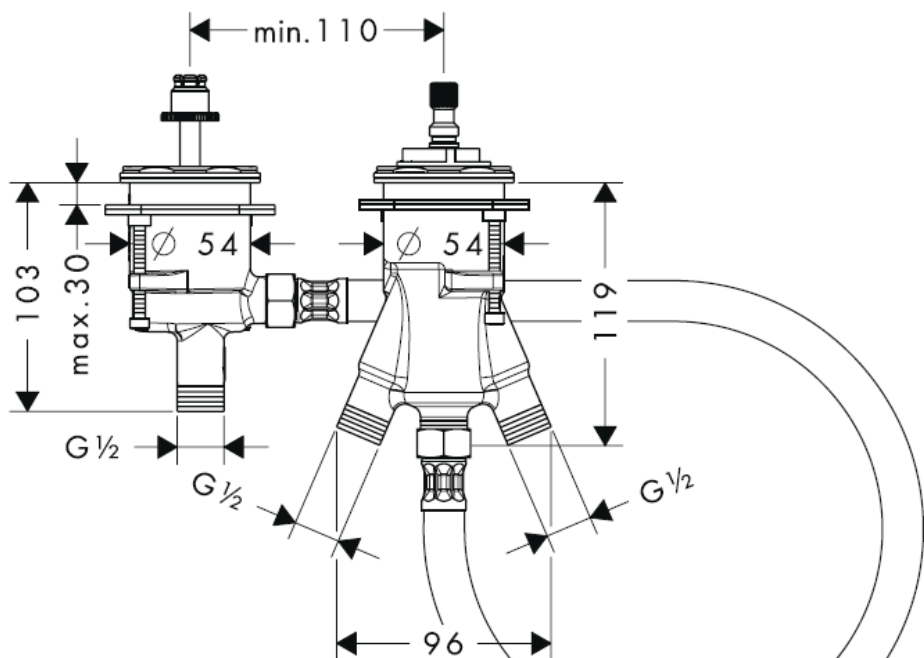


Steel
35480800

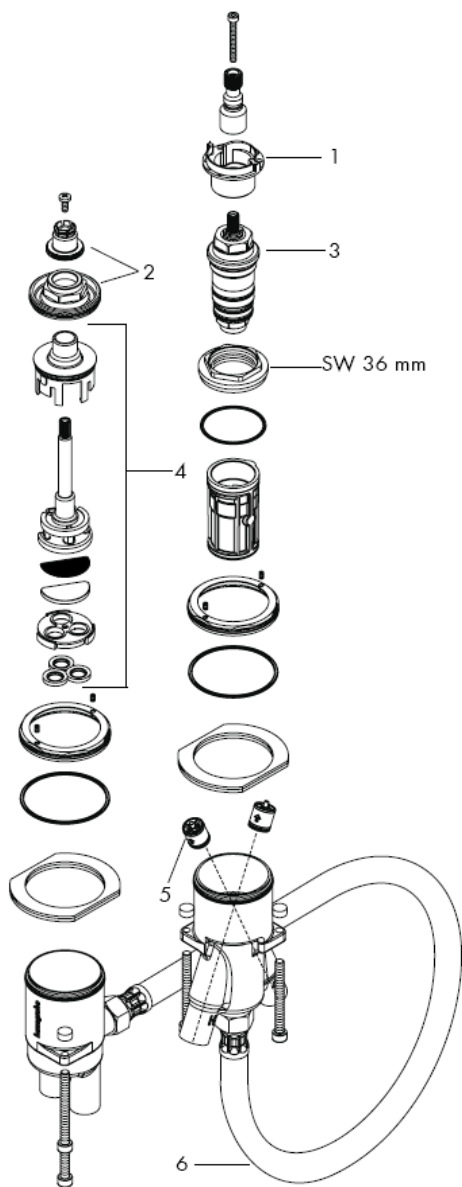


**Mondial / Metropol / Metris /
Talis Elegance / Talis S /
Talis Sportive**
15450XXX

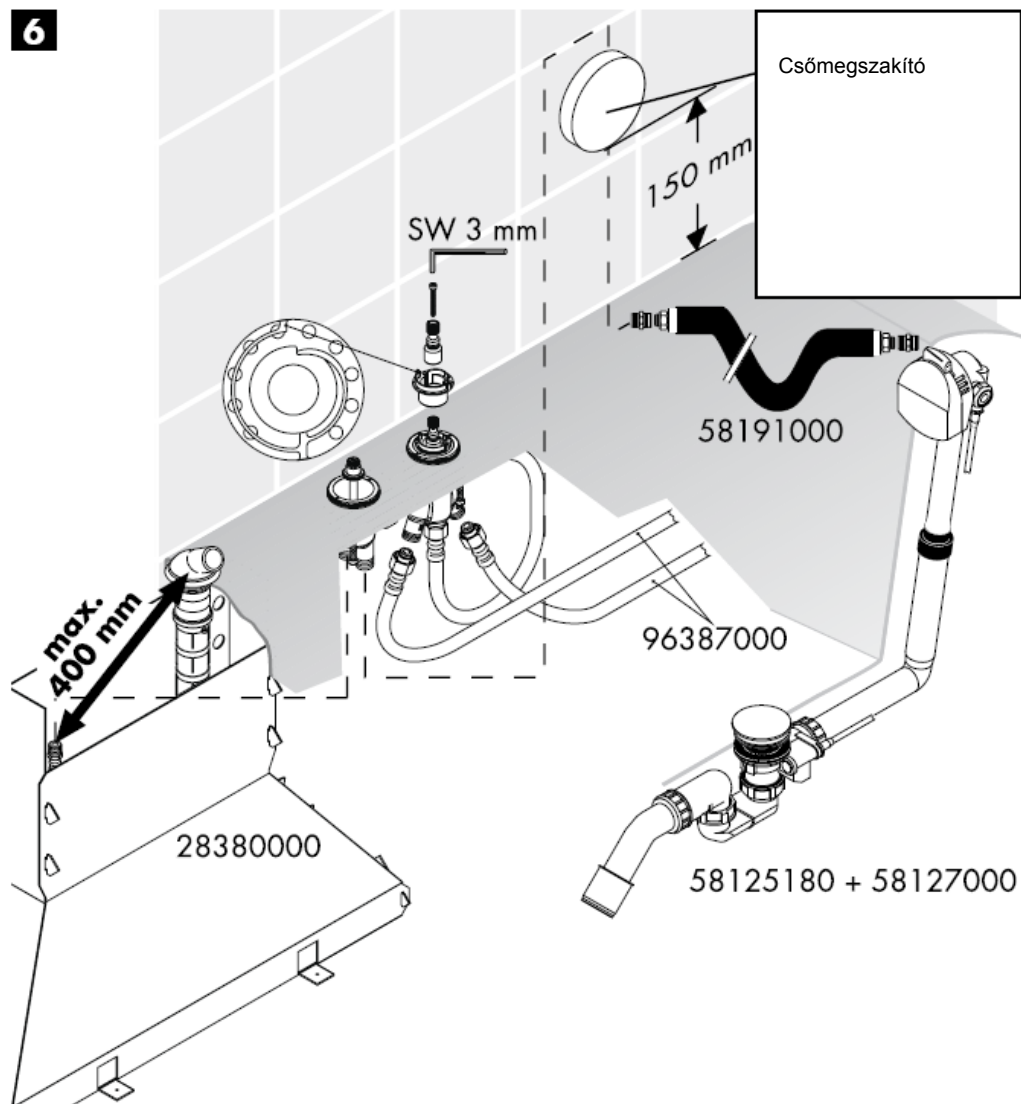




Figyelem! A visszafolyásgátlók működése a DIN EN 1717 szabványnak megfelelően, a nemzeti vagy területi rendelkezésekkel összhangban, évente egyszer ellenőrizendő!

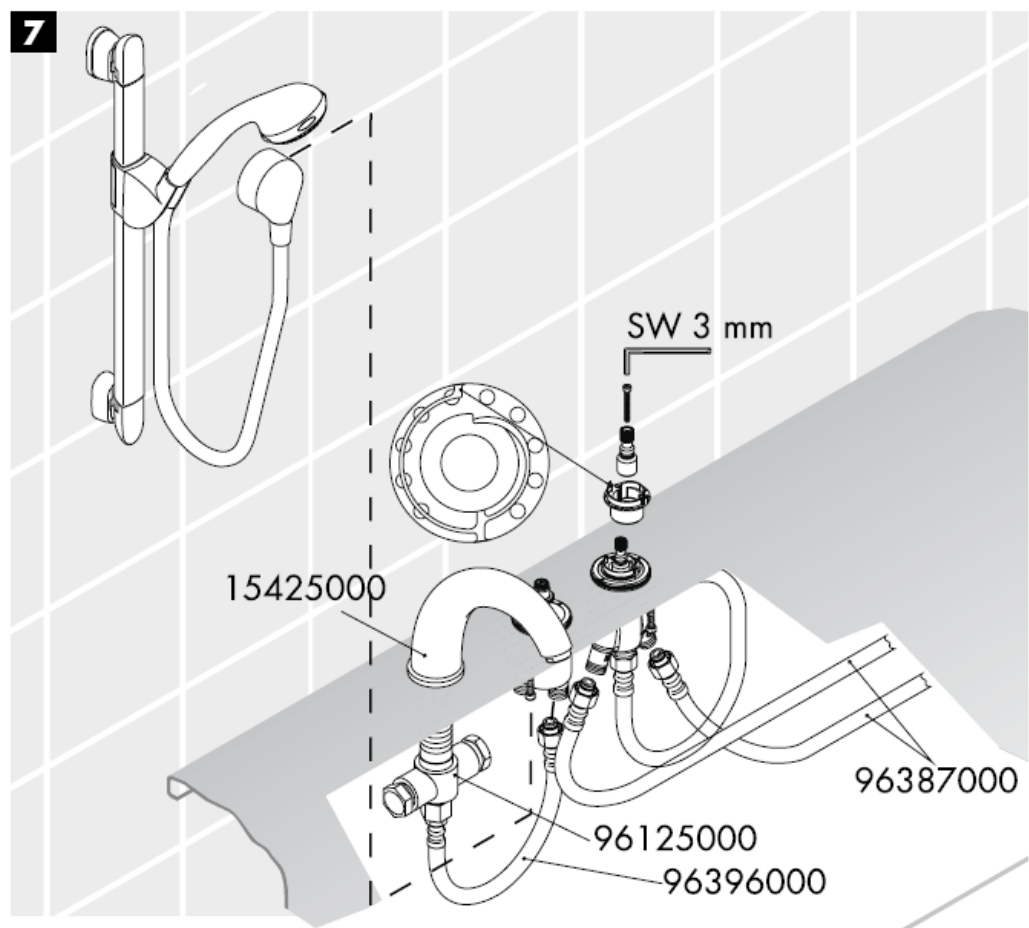


1**2****3****4****5**

6

FIGYELEM! Ahhoz, hogy ellenőrizhessük a csatlakozótömlőket, gondoskodni kell egy átvizsgálónylásról.

7



Figyelem! A csaptelepet az érvényben lévő előírásoknak megfelelően kell felszerelni, átöblíteni és ellenőrizni!

A hidegvíz- és a melegvíz-csatlakozások közötti nagy nyomáskülönbséget kikell egyenlíteni!

Műszaki adatok

Üzemi nyomás: max. 1 MPa
Ajánlott üzemi nyomás: 0,1 – 0,5 MPa
Nyomáspróba: 1,6 MPa
(1 MPa = 10 bar = 147 PSI)
Forróvíz hőmérséklet: max. 80° C
Forróvíz javasolt hőmérséklete: 65° C
G ½" csatlakozás: hideg jobbra – meleg balra
Átfolyási teljesítmény : ca. 22 l/min 0,3 MPa

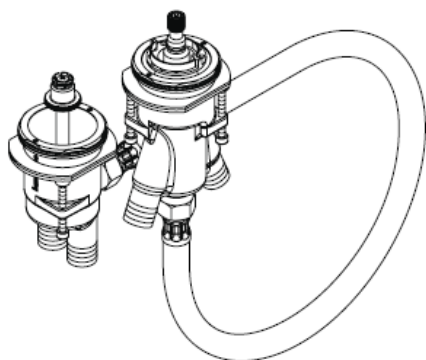
Vizsgajel

DVGW	P-IX	SVGW	ACS	NF	WRAS	KIWA
	P-IX 9653/ICC				X	

Tartozékok lásd a oldalon 4

1	Ütközőlemez	96626000
2	Nyelőrgzítő készlet csavarral	94184000
3	Hőmérséklet-szabályozóegység	94282000
4	Betét szerelvény	96604000
5	Visszacsapószelep	94074000
6	Bekötőcső	25928000

Asennusohje



13550180

hansgrohe

Starck
10480XXX



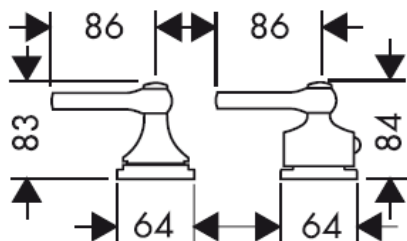
Terrano
37480XXX



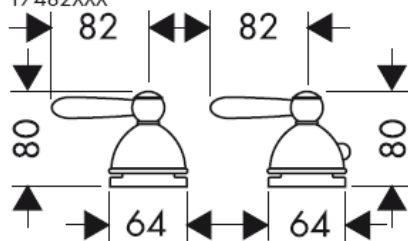
Carlton
17480XXX



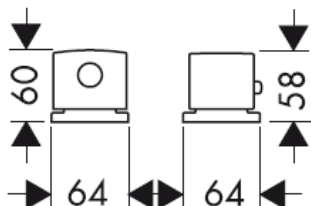
Terrano
37482XXX



Carlton
17482XXX



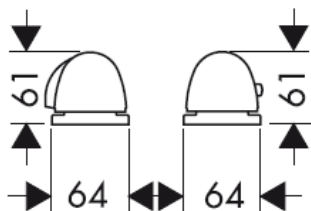
Uno
38480XXX

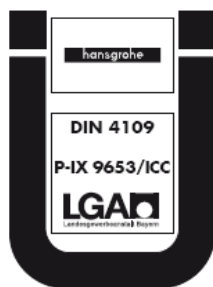
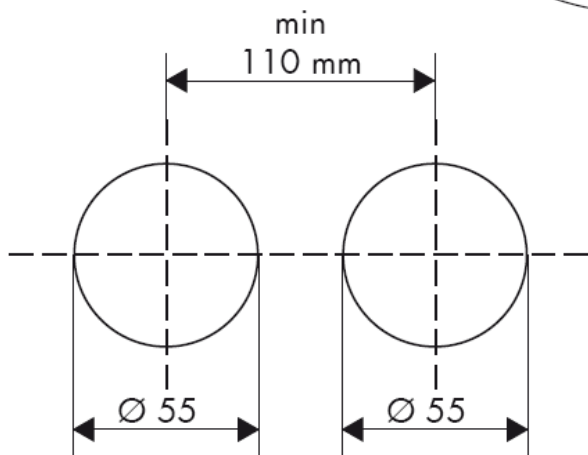
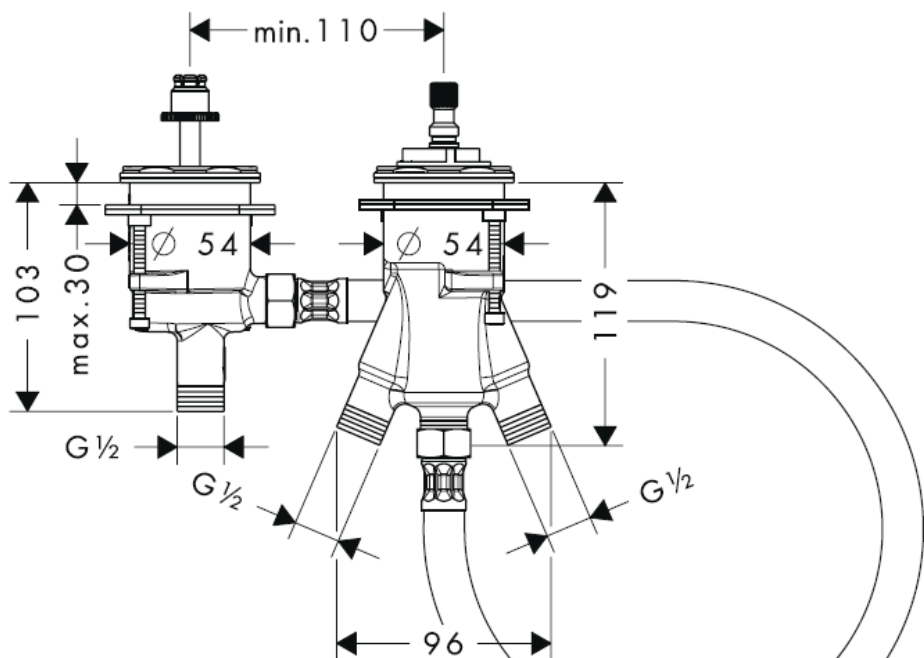


Steel
35480800

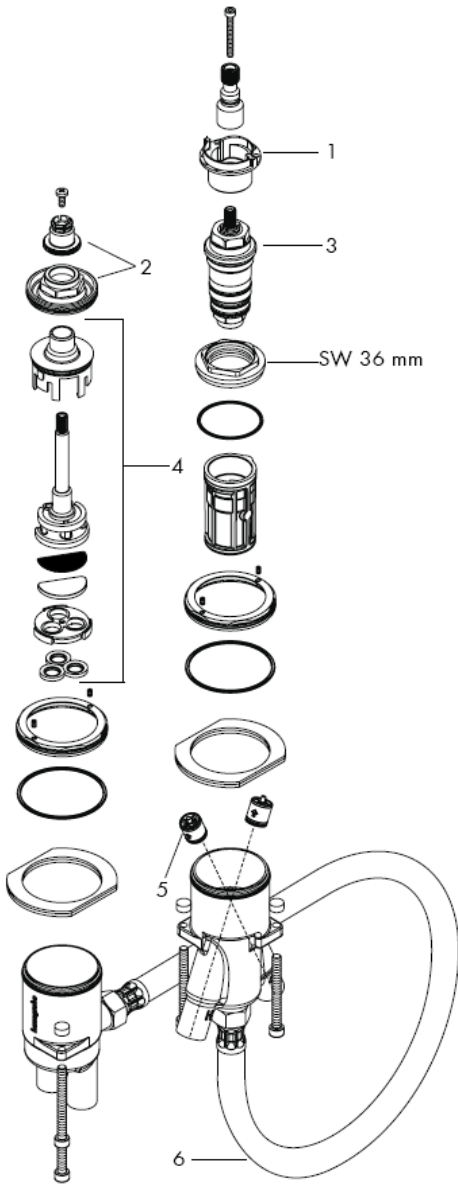


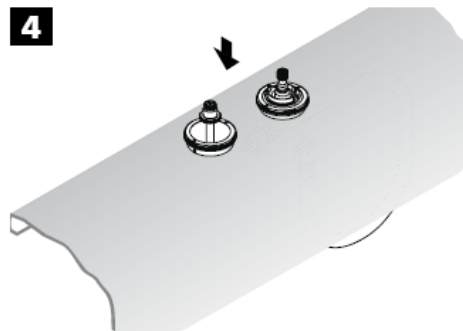
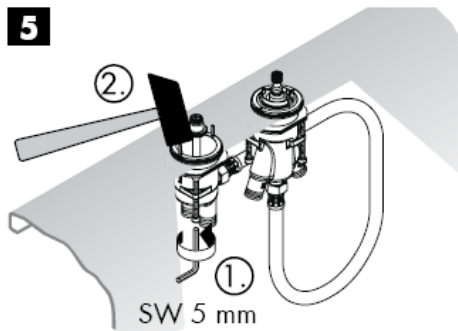
**Mondial / Metropol / Metris /
Talis Elegance / Talis S /
Talis Sportive**
15450XXX



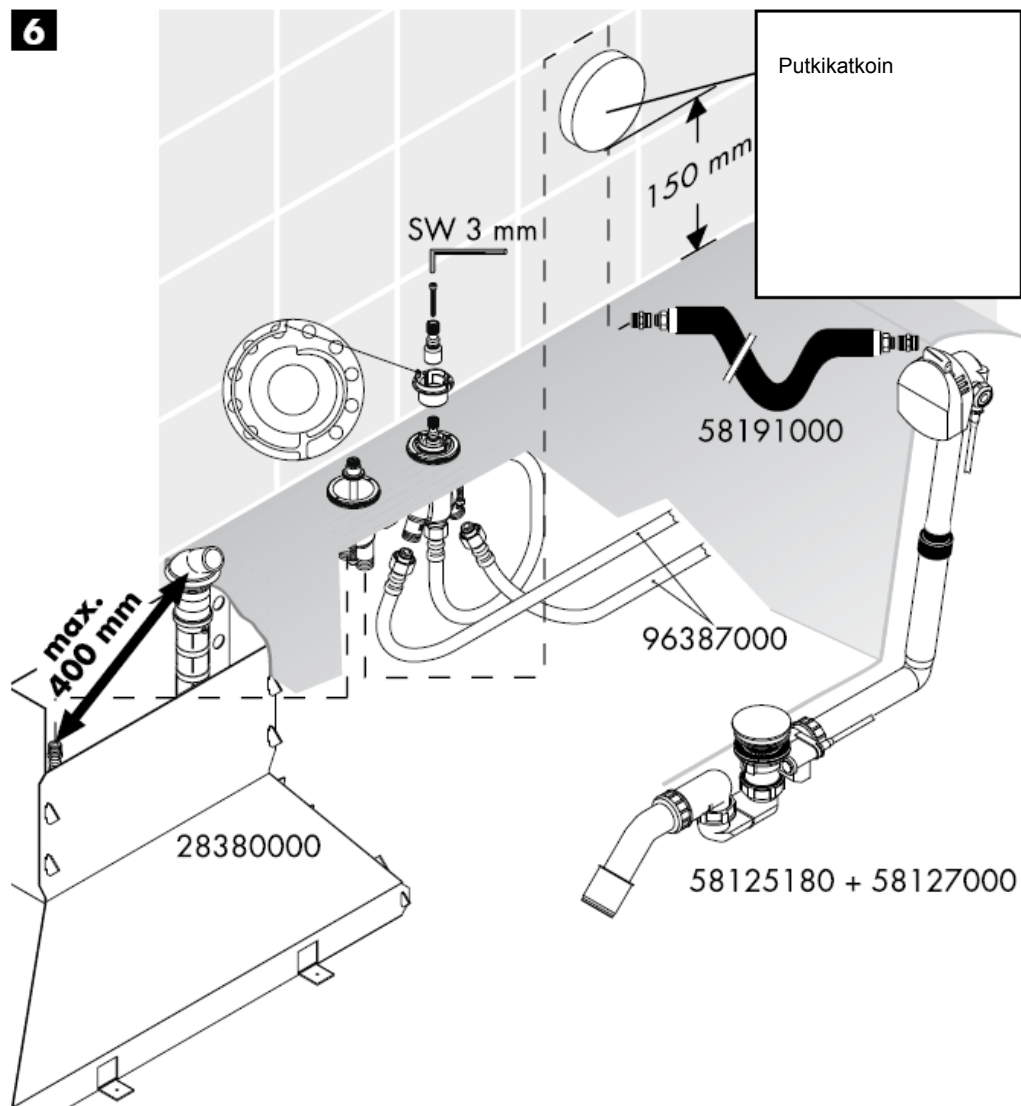


Huomio! Vastaventtiilien toiminta on tarkastettava säännöllisesti paikallisten ja kansallisten määräysten mukaisesti (DIN 1988, kerran vuodessa).



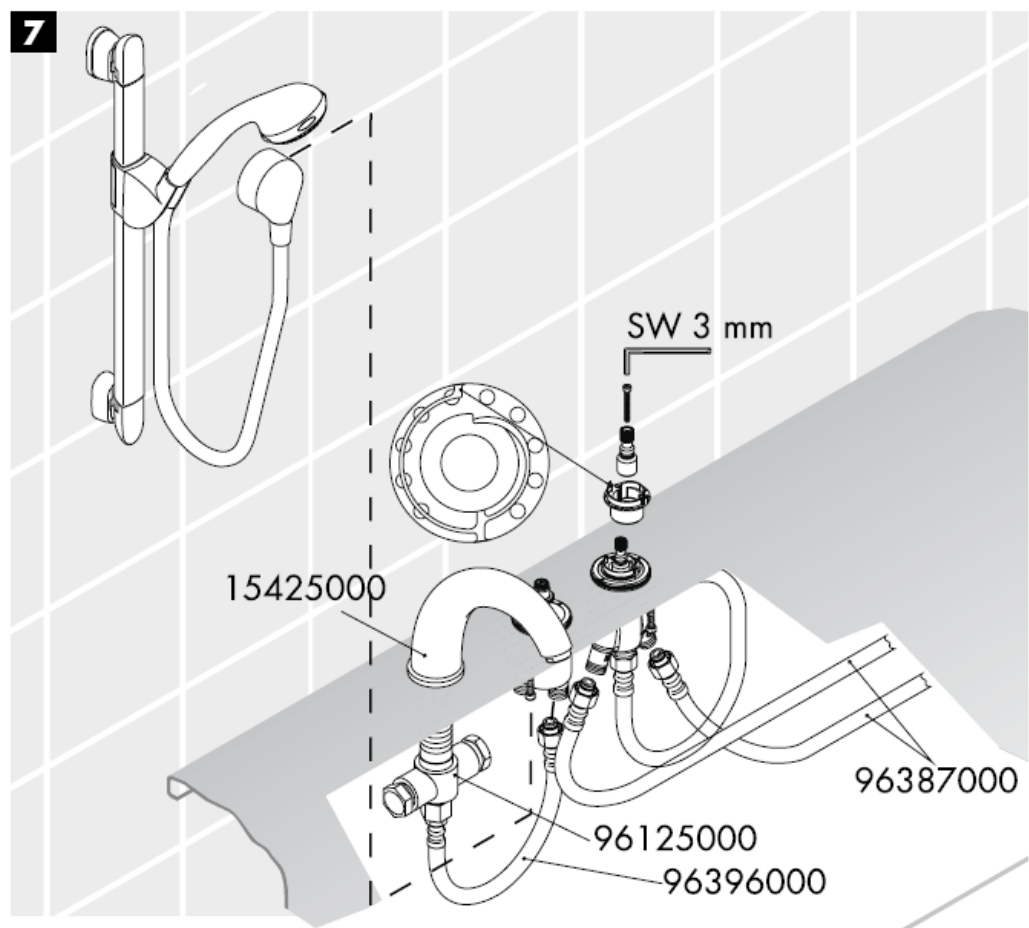
1**2****3****4****5**

6



HUOMIO! Liitäntäletkujen tarkastamista varten tarvitaan ehdottomasti tarkastusaukko!

7



Huomio! Kaluste on asennettava, huuhdeltava ja tarkastettava voimassa olevien määräysten mukaisesti!

Suuret paine-erot kylmä- ja kuumavesiliitäntöjen välillä on tasattava.

Tekniset tiedot

Käyttöpaine: max. 1 MPa
Suositeltu käyttöpaine: 0,1 – 0,5 MPa
Koestuspaine: 1,6 MPa
(1 MPa = 10 bar = 147 PSI)
Kuuman veden lämpötila: max. 80° C
Kuuman veden suosituslämpötila: 65° C
Liittimet G ½" kylmä oikealla - kuuma vasemmalla
Läpivirtausmäärä: ca. 22 l/min 0,3 MPa

Varaosat katso sivu 4

1	Vastelevy	96626000
2	Kahvan pikaliitin ruuvilla	94184000
3	Lämpötilan säätöyksikkö	94282000
4	Patruuna, täydellinen	96604000
5	Vastaventtiili	94074000
6	Liitinletku	25928000

Koestusmerkki

DVGW	P-IX	SVGW	ACS	NF	WRAS	KIWA
	P-IX 9653/ICC				X	

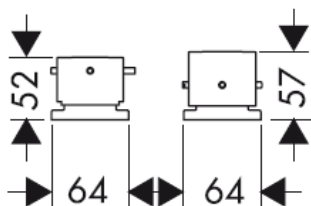
Monteringsanvisning



13550180

hansgrohe

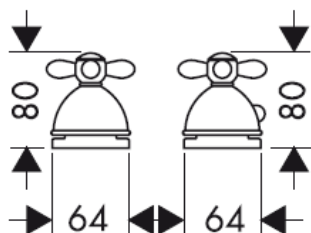
Starck
10480XXX



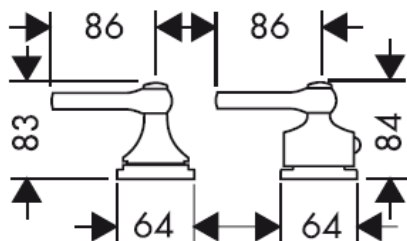
Terrano
37480XXX



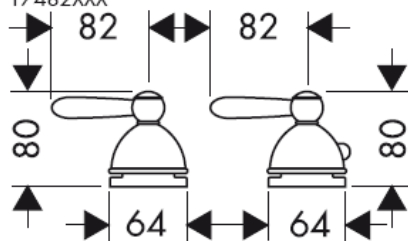
Carlton
17480XXX



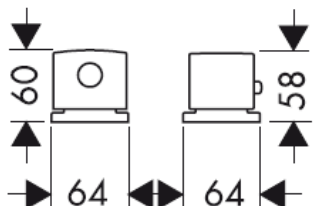
Terrano
37482XXX



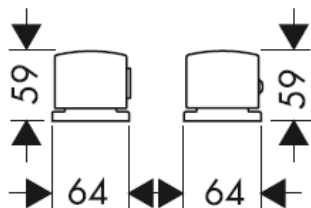
Carlton
17482XXX



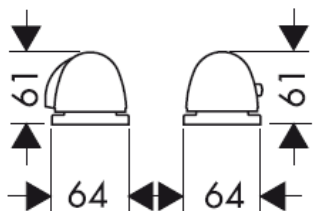
Uno
38480XXX

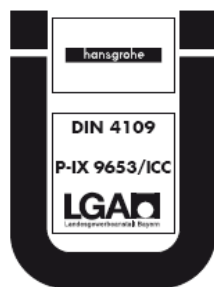
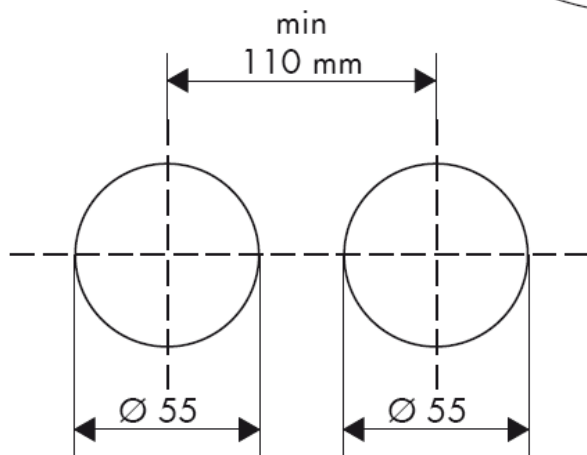
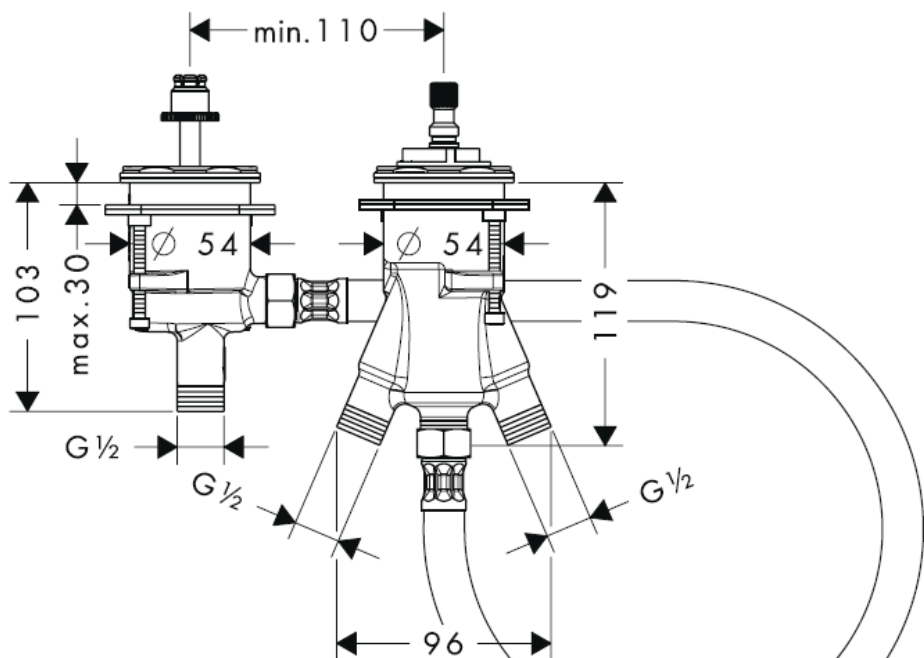


Steel
35480800

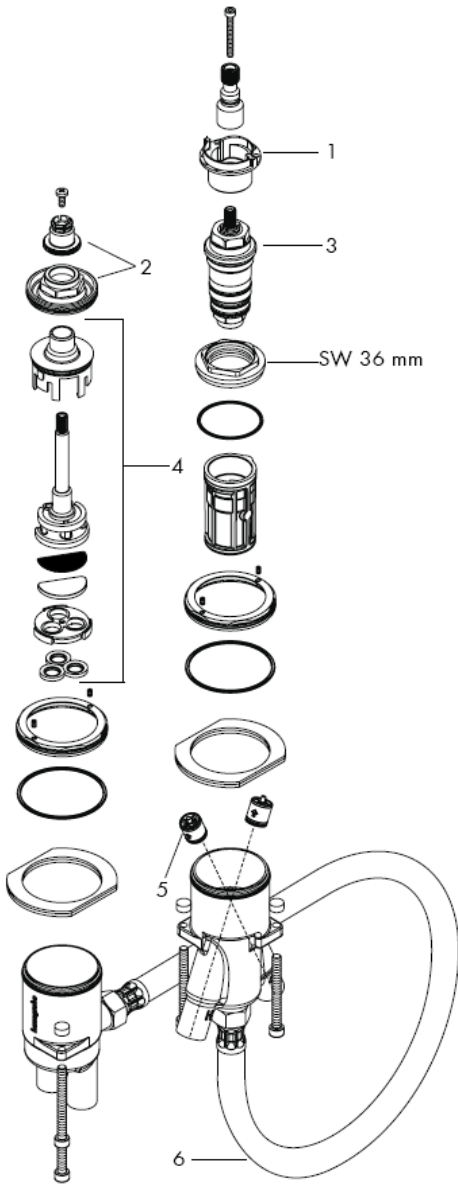


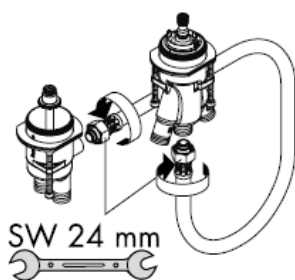
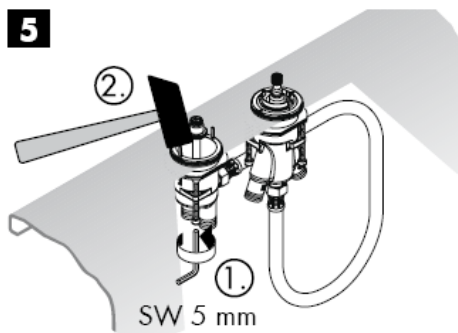
**Mondial / Metropol / Metris /
Talis Elegance / Talis S /
Talis Sportive**
15450XXX

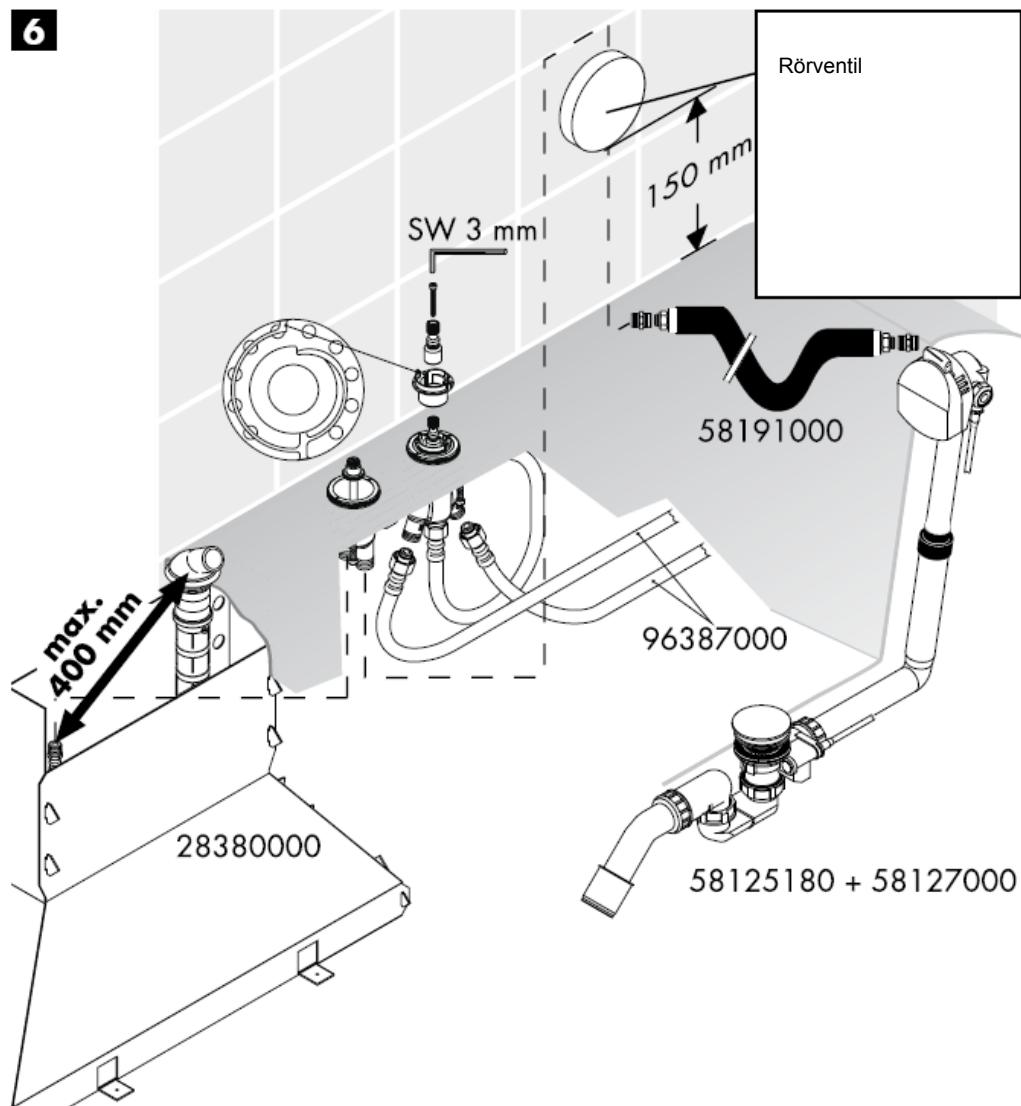




OBS! Backventilers funktion måste kontrolleras regelbundet enligt nationella eller regionala bestämmelser (DIN 1988 en gång per år) i enlighet med DIN EN 1717.



1**2****3****4****5**

6

OBS! Det måste finnas en revisionslucka för att det ska vara möjligt att kontrollera anslutningslangarna.

7



OBS! Blandaren måste installeras, genomspolas och testas enligt gällande föreskrifter.

Stora tryckskillnader mellan anslutningarna för varmt och kallt vatten måste utjämnas.

Tekniska data

Driftstryck: max. 1 MPa
Rek. driftstryck: 0,1 – 0,5 MPa
Tryck vid provtryckning: 1,6 MPa
(1 MPa = 10 bar = 147 PSI)
Varmvattentemperatur: max. 80° C
Rek. varmvattentemp.: 65° C
Anslutningar G ½": kallt höger – varmt vänster
Genomströmningmängd: ca. 22 l/min 0,3 MPa

Reservdelar se sidan 4

1	Anslagsbricka	96626000
2	Klickinsats med skruv	94184000
3	Termostatelement	94282000
4	Insats kompl.	96604000
5	Backventil	94074000
6	Anslutningsslang	25928000

Testsigill

DVGW	P-IX	SVGW	ACS	NF	WRAS	KIWA
	P-IX 9653/ICC				X	

Montavimo instrukcijos



13550180

hansgrohe

Starck
10480XXX



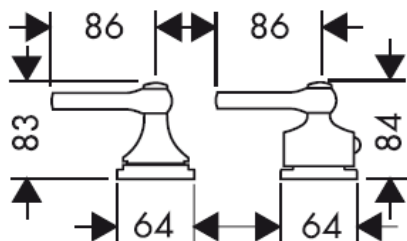
Terrano
37480XXX



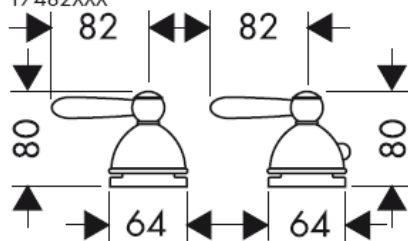
Carlton
17480XXX



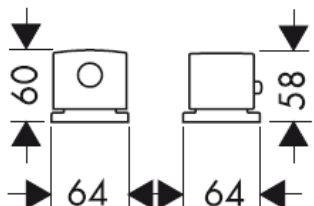
Terrano
37482XXX



Carlton
17482XXX



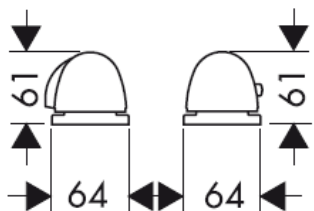
Uno
38480XXX

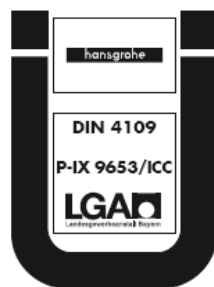
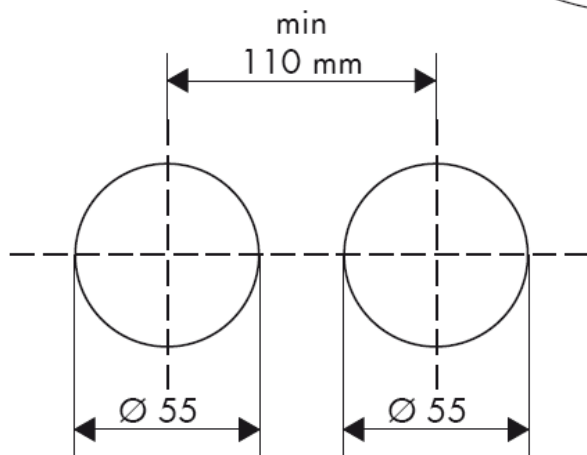
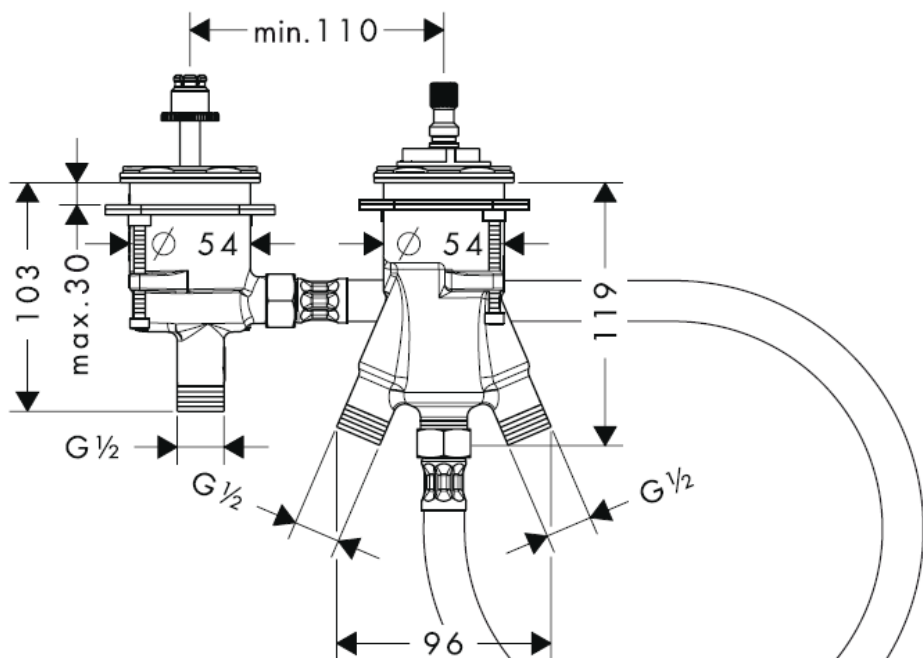


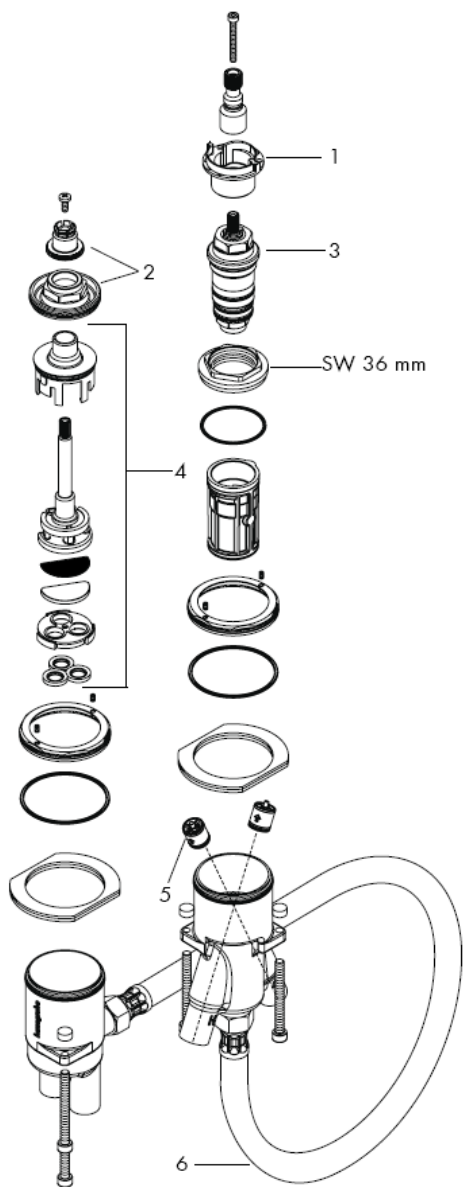
Steel
35480800



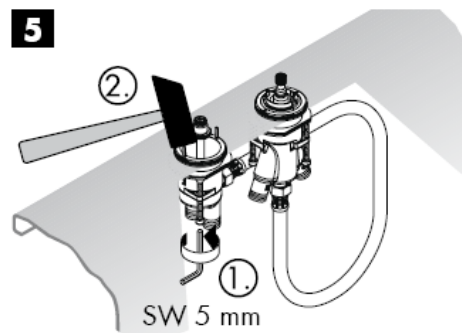
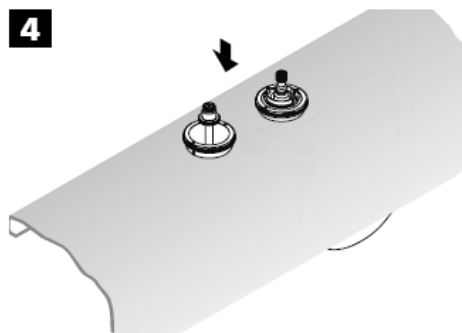
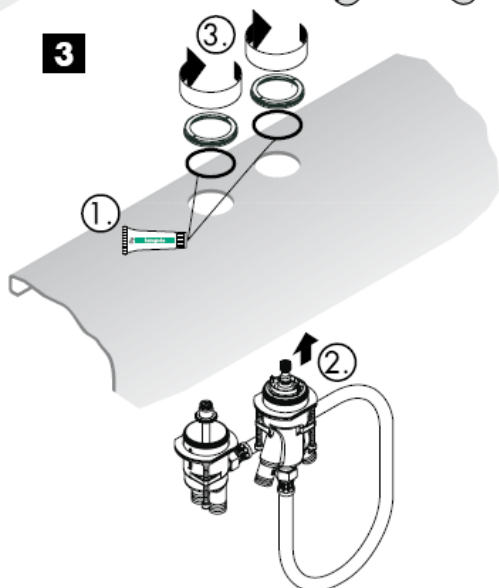
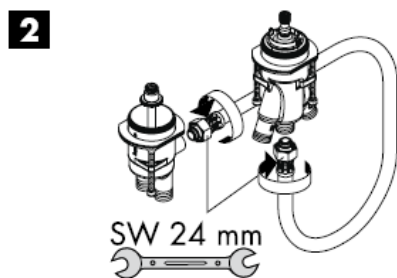
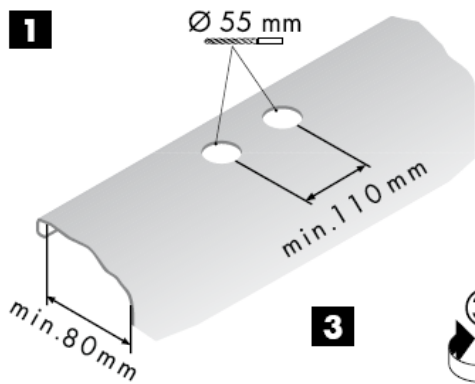
**Mondial / Metropol / Metris /
Talis Elegance / Talis S /
Talis Sportive**
15450XXX

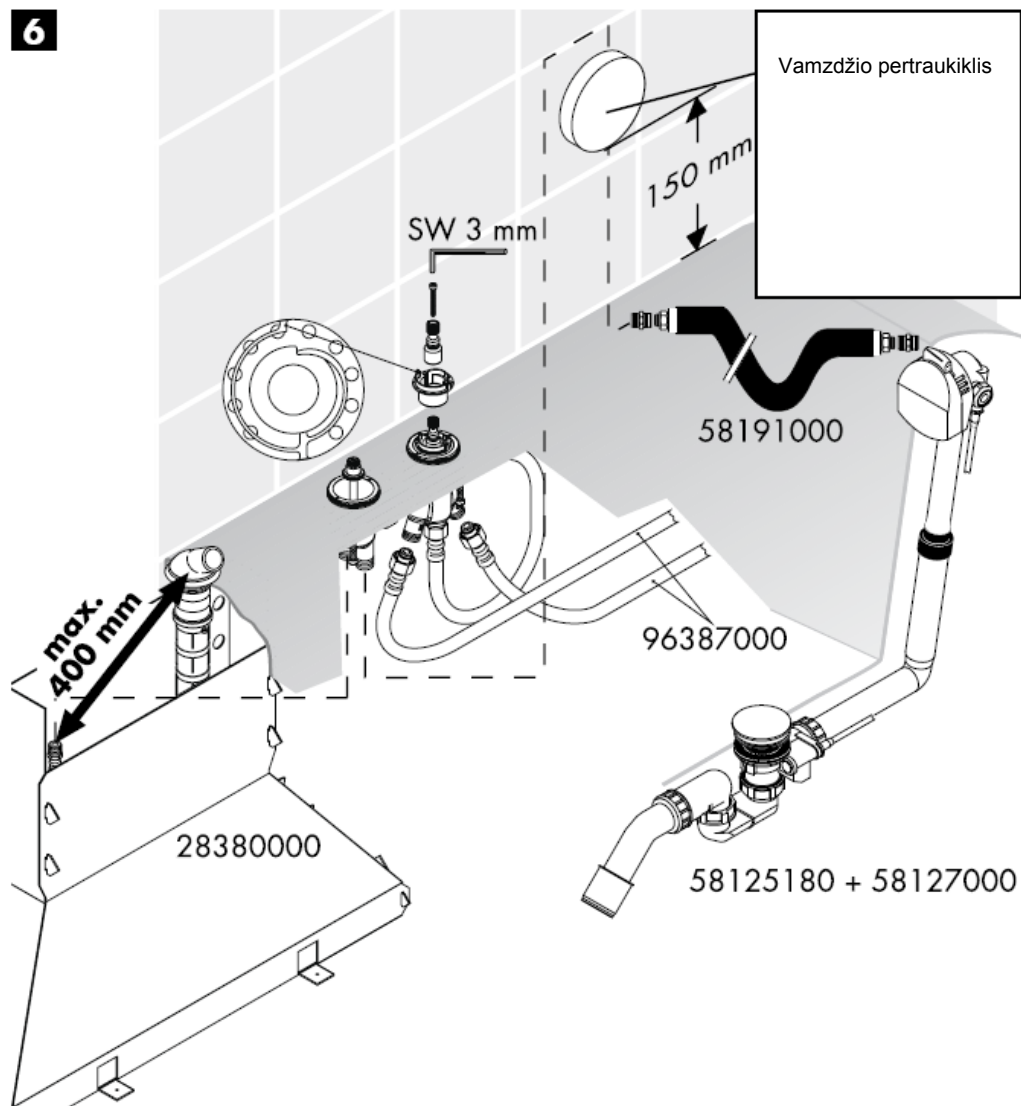






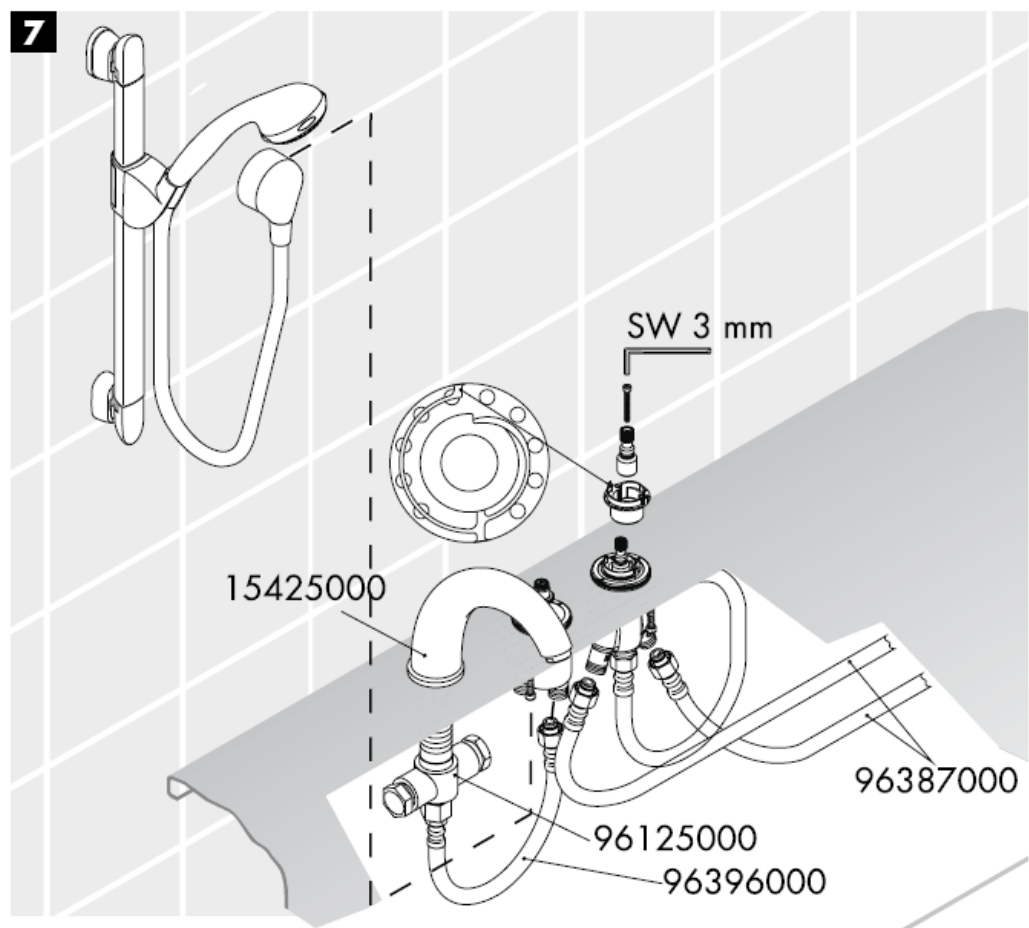
Dėmesio! Atbulinio vožtuvo apsauga privalo būti tikrinama reguliariai (mažiausiai kartą per metus pagal DIN 1988) pagal DIN EN1717 arba pagal galiojančias nacionalines arba regionines normas.



6

DĖMESIO! Kad būtų galima patikrinti jungiamąją žarną, būtina įrengti dureles!

7



Lietuviškai

Dėmesio! Maišytuvą privalo būti montuojamas, išleidžiamas ir patikrinamas pagal galiojančias normas!

Turi būti išlyginti šalto ir karšto slėgio nelygumai.

Techniniai duomenys

Darbinis slėgis: max. 1 MPa

Rekomenduojamas slėgis: 0,1 – 0,5 MPa

Bandomasis slėgis: 1,6 MPa

(1 MPa = 10 barų = 147 PSI)

Karšto vandens temperatūra: max. 80° C

Rekomenduojama karšto vandens temperatūra:
65° C

Prijungimas G ½": Šaltas vanduo dešinėje,
karštas - kairėje

Vandens pralaidumas: ca. 22 l/min 0,3 MPa

Bandyto pažyma

DVGW

P-IX

SVGW

ACS

NF

WRAS

KIWA

P-IX
9653/ICC

X

Atsarginės dalys žr. psl. 4

1	atraminis žiedas	96626000
2	rankenėlės tvirtinimo komplektas	94184000
3	temperatūros reguliatorius	94282000
4	perjungiklis	96604000
5	atbulinis vožtuvas	94074000
6	Prijungimo žarna	25928000

hansgrohe

Uputstva za instalaciju



13550180

hansgrohe

Starck
10480XXX



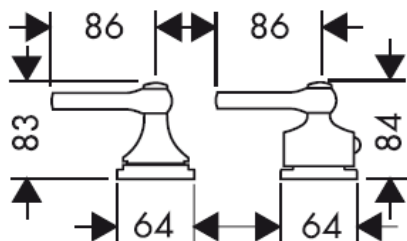
Terrano
37480XXX



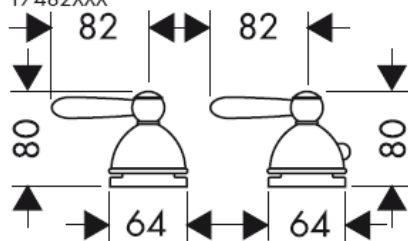
Carlton
17480XXX



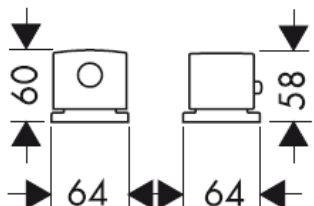
Terrano
37482XXX



Carlton
17482XXX



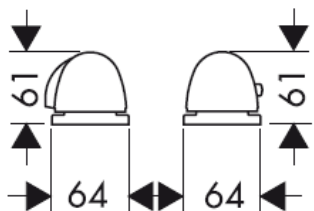
Uno
38480XXX

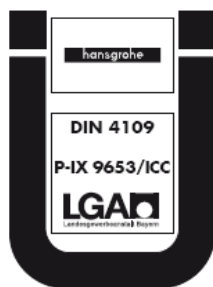
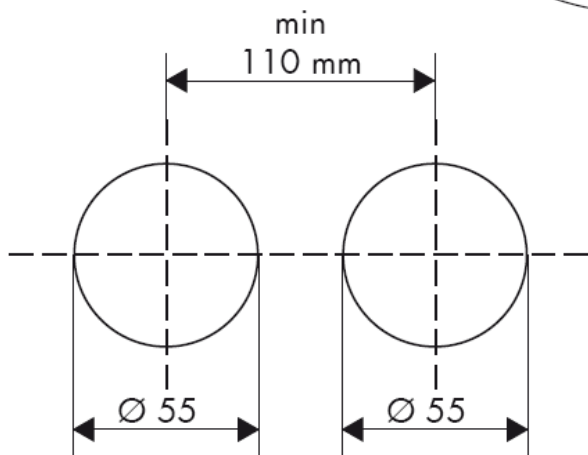
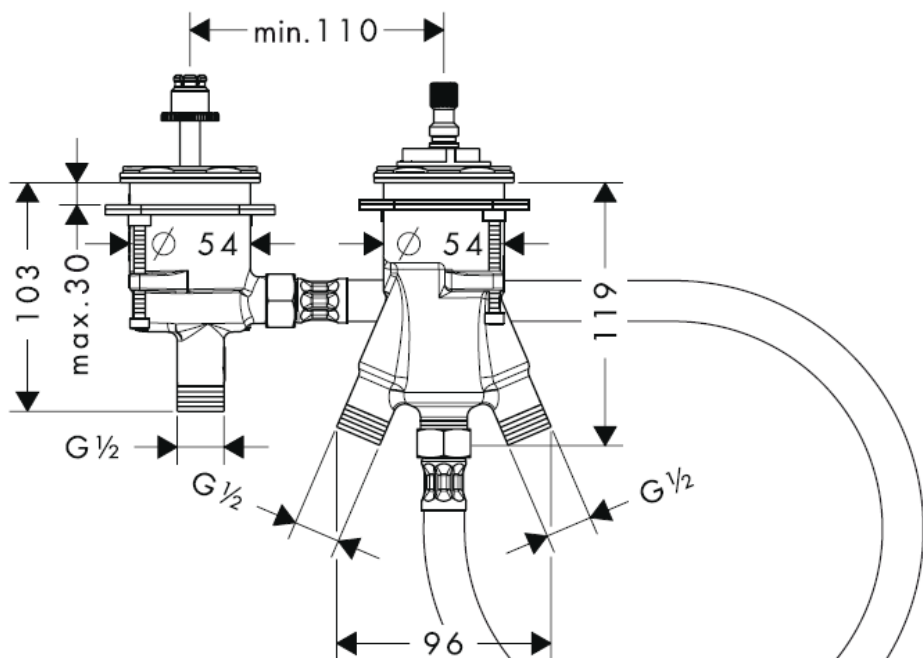


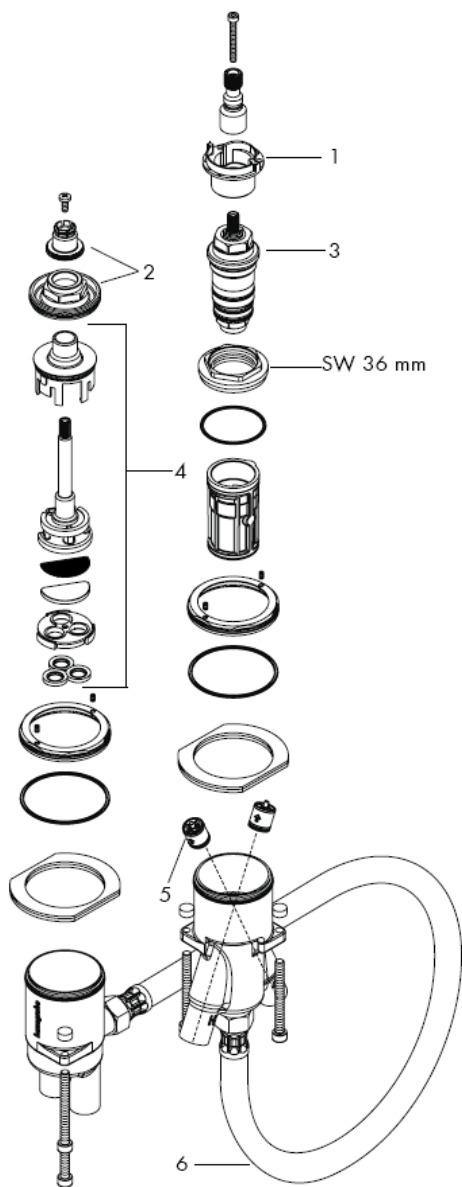
Steel
35480800



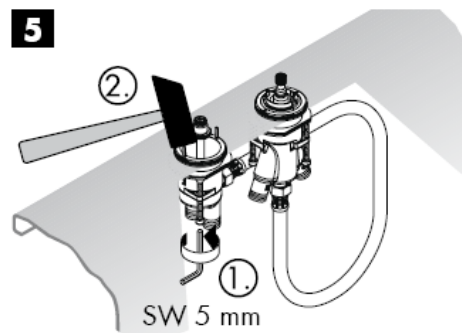
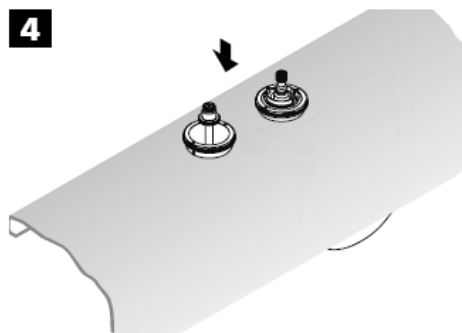
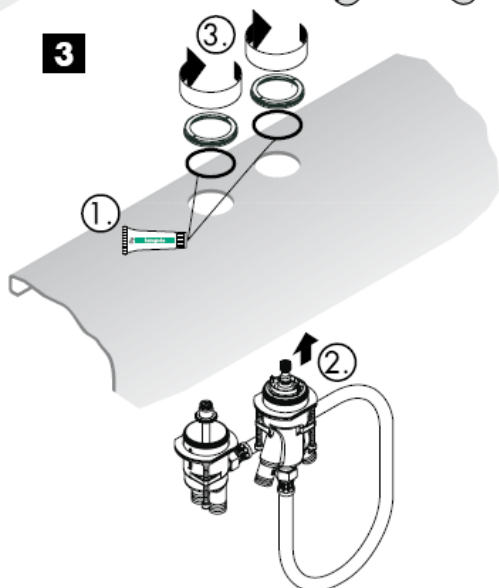
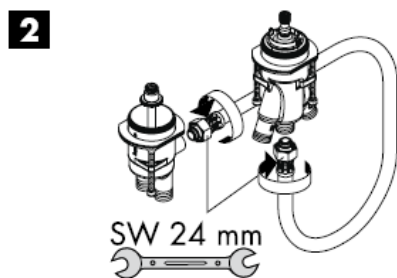
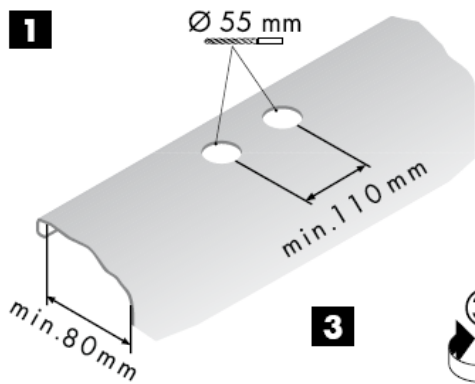
**Mondial / Metropol / Metris /
Talis Elegance / Talis S /
Talis Sportive**
15450XXX



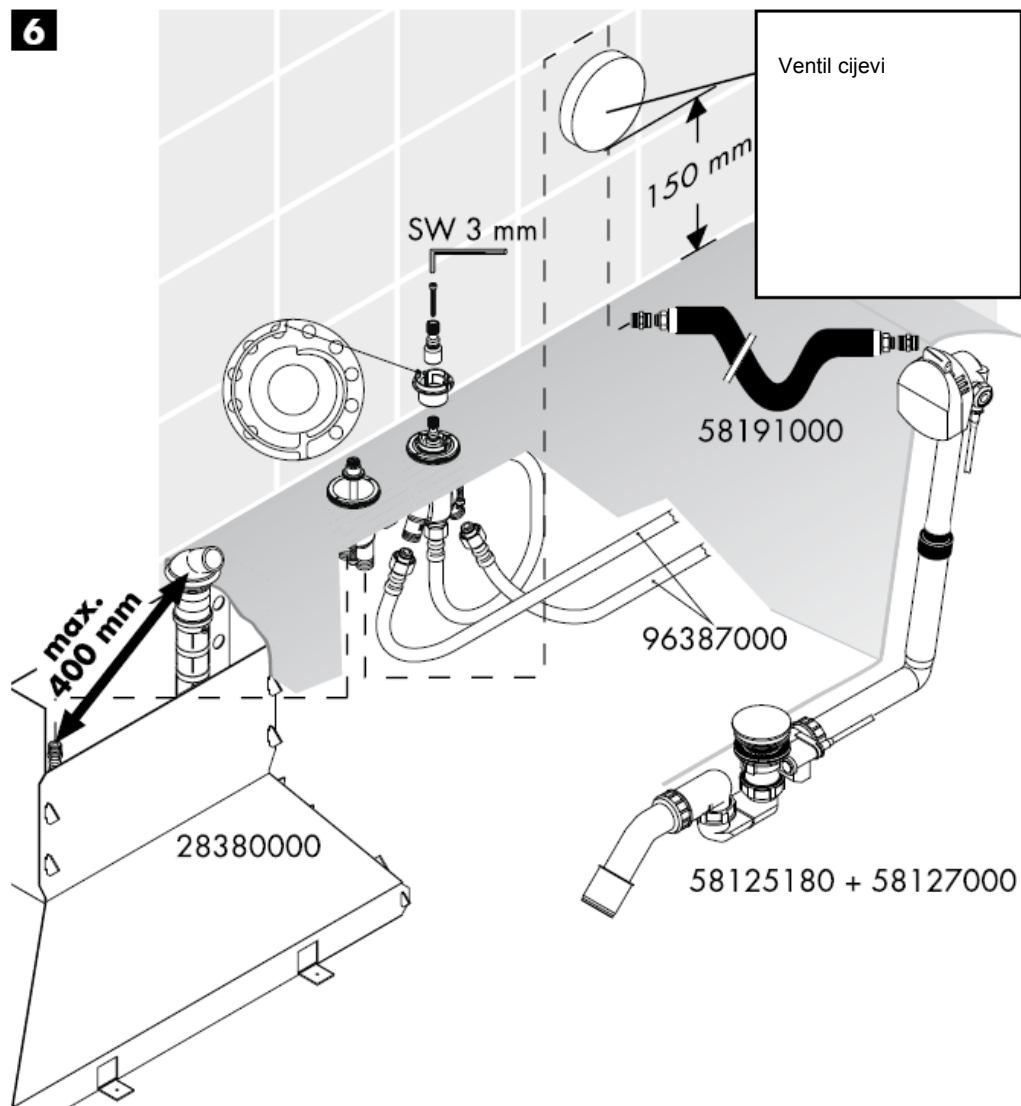




Pažnja! Ispravnost nepovratnog ventila mora se redovito provjeravati prema standardu DIN EN 1717 i u skladu sa važećim propisima (najmanje jednom godišnje).



6



Pažnja! Da bi se mogla ispitati ispravnost spojnog crijeva mora postojati otvor za provjeru

7



Pažnja! Cijevi moraju biti postavljene, isprane i testirane prema važećim normama!

Velika razlika u pritisku između vruće i hladne vode mora biti izbalansirana.

Tehnički podatci

Najveći dopušteni tlak: max. 1 MPa
Preporučeni tlak: 0,1 – 0,5 MPa
Probni tlak: 1,6 MPa
(1 MPa = 10 bar = 147 PSI)
Temperatura vruće vode: max. 80° C
Preporučena temperatura vruće vode: 65° C
Spojevi G ½": hladna desno – topla lijevo
Protok vode: ca. 22 l/min 0,3 MPa

Oznaka testiranja

DVGW	P-IX	SVGW	ACS	NF	WRAS	KIWA
	P-IX 9653/ICC				X	

Rezervni dijelovi pogledaj stranicu 4

1	Graničnik	96626000
2	Set za ručno učvršćivanje	94184000
3	Sustav za regulaciju temperature	94282000
4	Ugradbeni komplet	96604000
5	nepovratni ventil	94074000
6	Dovodna cijev	25928000

Montaj kılavuzu



13550180

hansgrohe

Starck
10480XXX



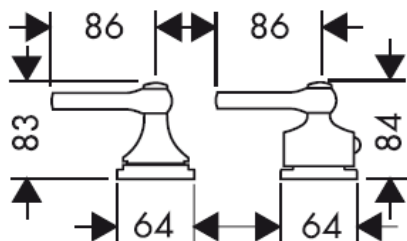
Terrano
37480XXX



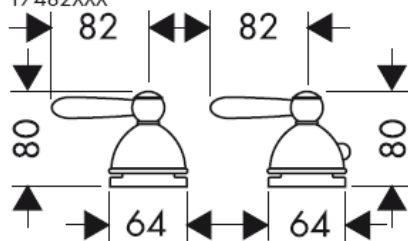
Carlton
17480XXX



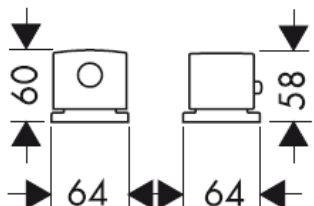
Terrano
37482XXX



Carlton
17482XXX



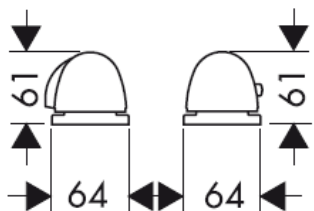
Uno
38480XXX

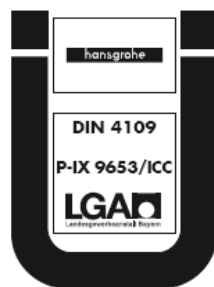
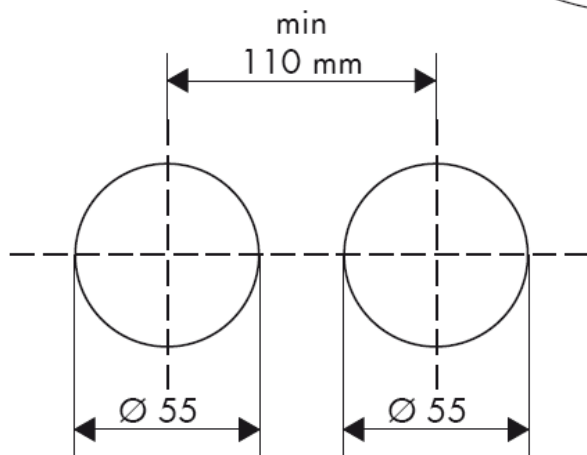
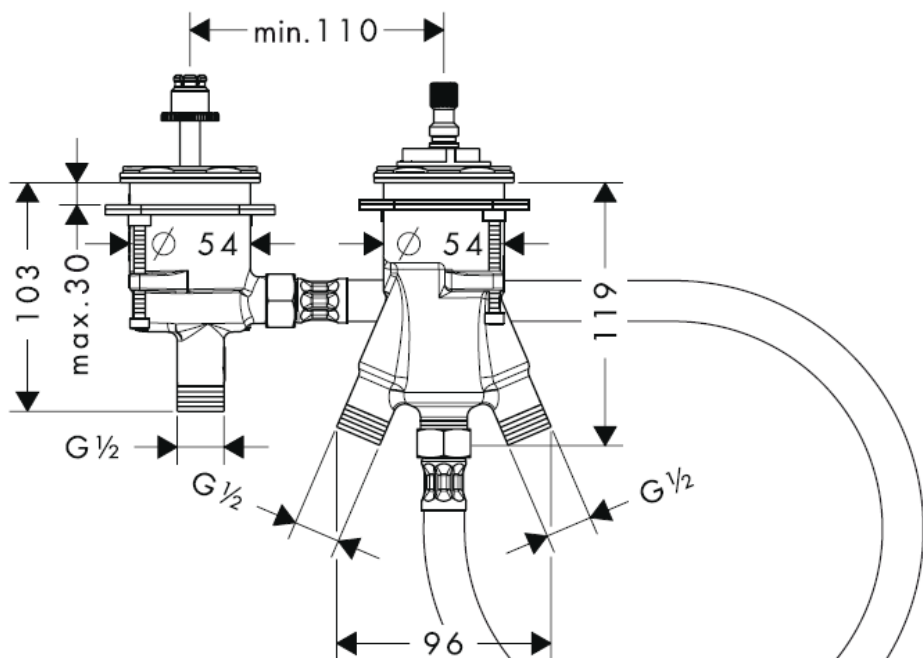


Steel
35480800

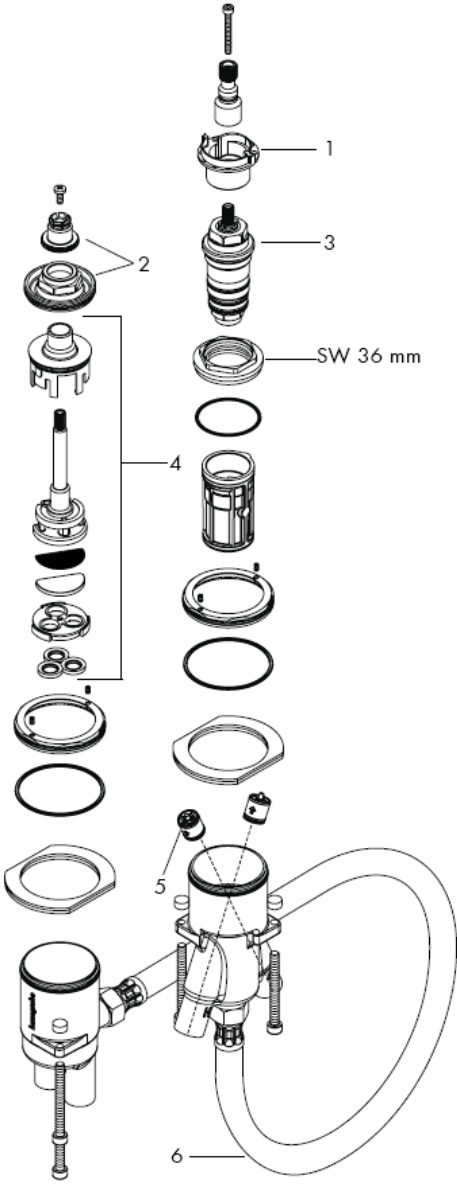


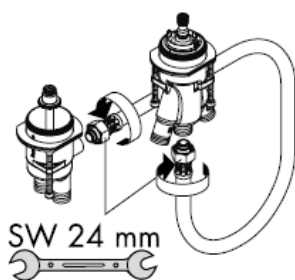
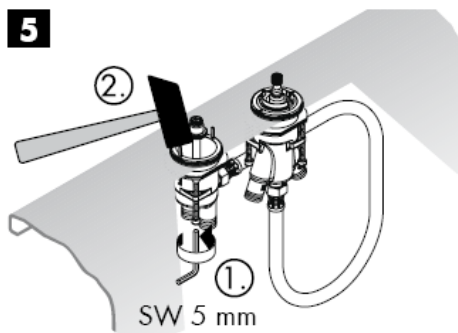
**Mondial / Metropol / Metris /
Talis Elegance / Talis S /
Talis Sportive**
15450XXX



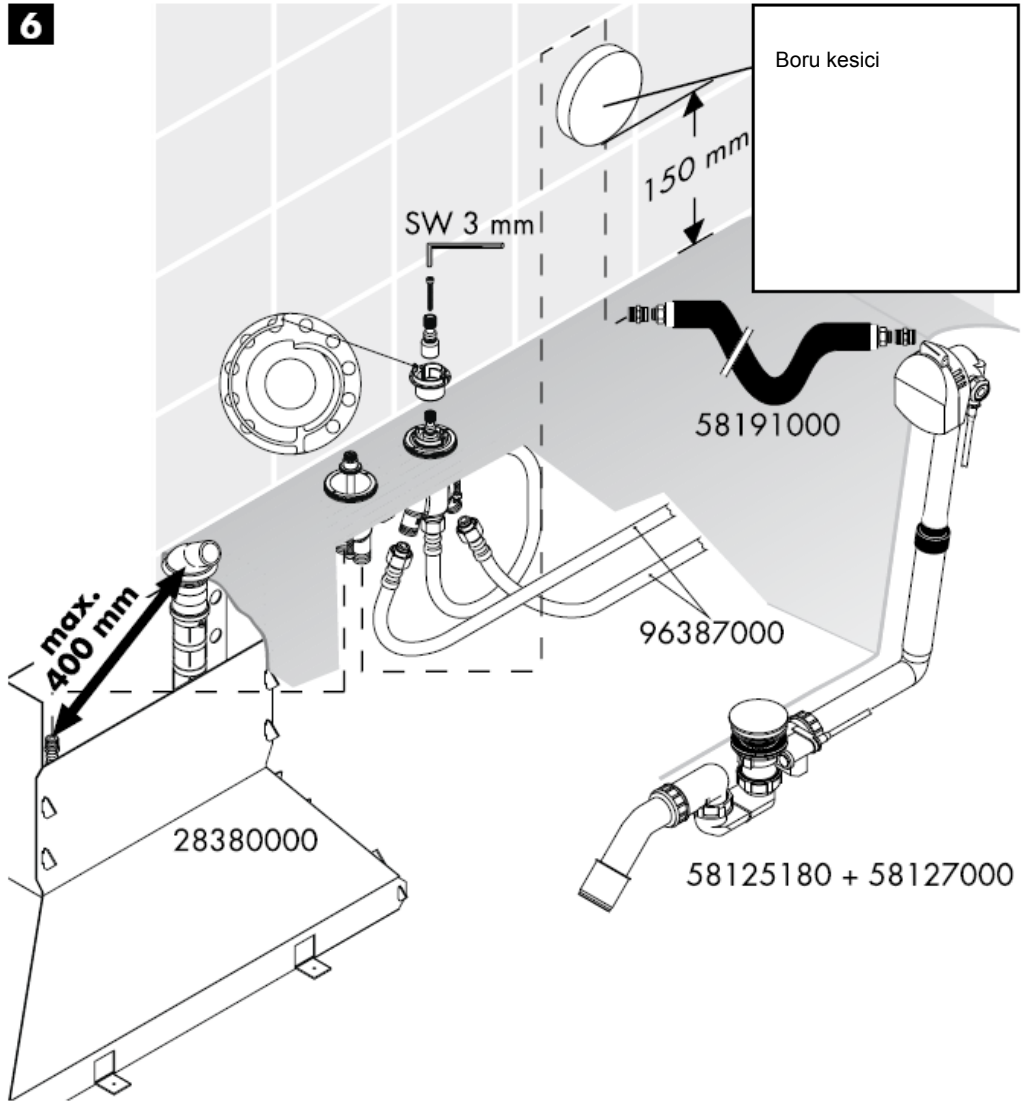


Önemli! DIN EN 1717 ve ulusal standartlar doğrultusunda Çek valfler düzenli olarak kontrol edilmelidir. (en az yılda bir kez)



1**2****3****4****5**

6



DİKKAT! Bağlantı hortumlarını kontrol etmek için bir revizyon deliği mevcut olmalıdır.

6

7



Türkçe

Önemli! Batarya geçerli normlara göre monte edilmeli, yıkanmalı ve kontrol edilmelidir!

Sıcak ve soğuk su bağlantıları arasında büyük basınç farklılıkları varsa, bu basınç farklılıklarının dengelenmesi gerekir.

Teknik bilgiler

İşletme basıncı: max. 1 MPa
Tavsiye edilen işletme basıncı: 0,1 – 0,5 MPa
Kontrol basıncı: 1,6 MPa
(1 MPa = 10 bar = 147 PSI)
Sıcak su sıcaklığı: max. 80° C
Tavsiye edilen su ısı: 65° C
G ½" bağlantılar: soğuk sağ - sıcak sol
Debisi : ca. 22 l/min 0,3 MPa

Kontrol işareti

DVGW	P-IX	SVGW	ACS	NF	WRAS	KIWA
	P-IX 9653/ICC				X	

Yedek Parçalar Bakınız sayfa 4

1	Dayama pulu	96626000
2	Vidalı yaylı adaptör	94184000
3	Sıcaklık ayar ünitesi	94282000
4	Adaptör komple	96604000
5	Çek valf	94074000
6	Bağlantı hortumu	25928000

hansgrohe

Instrucțiuni de montare



13550180

hansgrohe

Starck
10480XXX



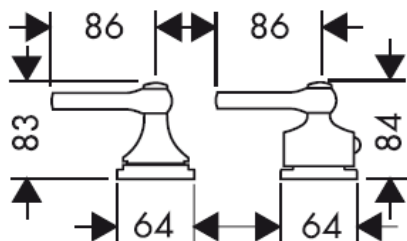
Terrano
37480XXX



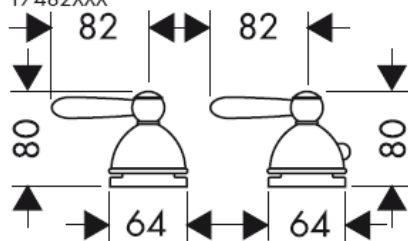
Carlton
17480XXX



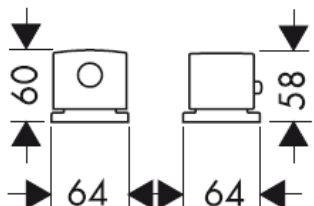
Terrano
37482XXX



Carlton
17482XXX



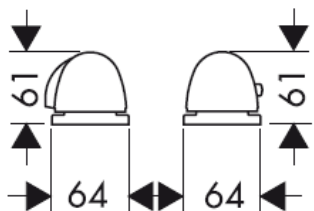
Uno
38480XXX

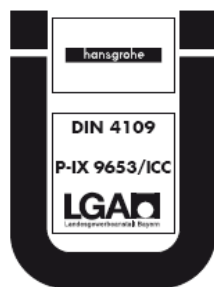
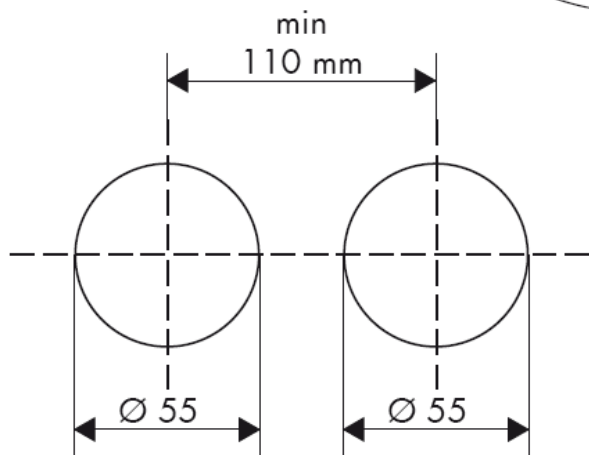
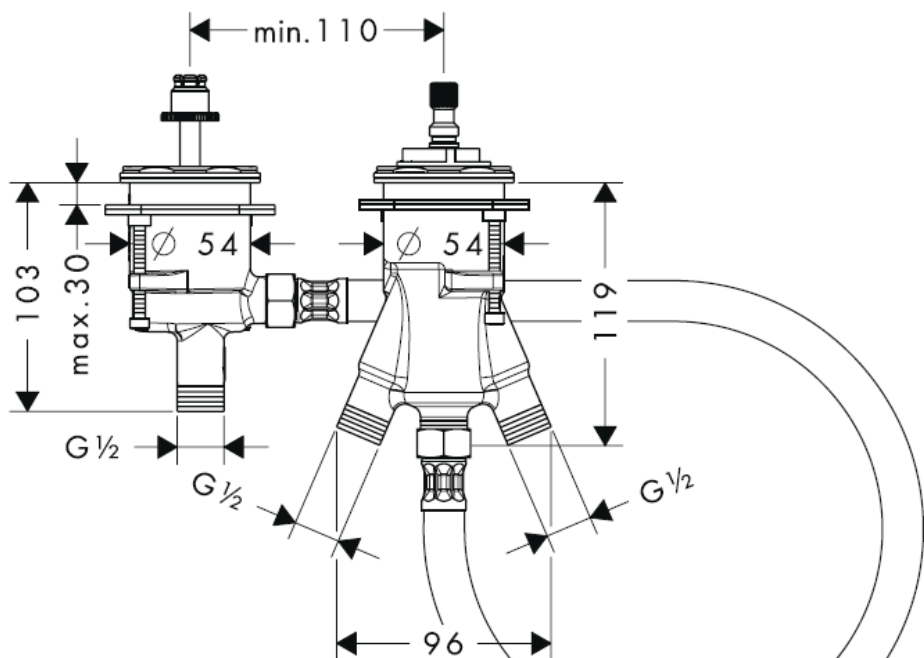


Steel
35480800

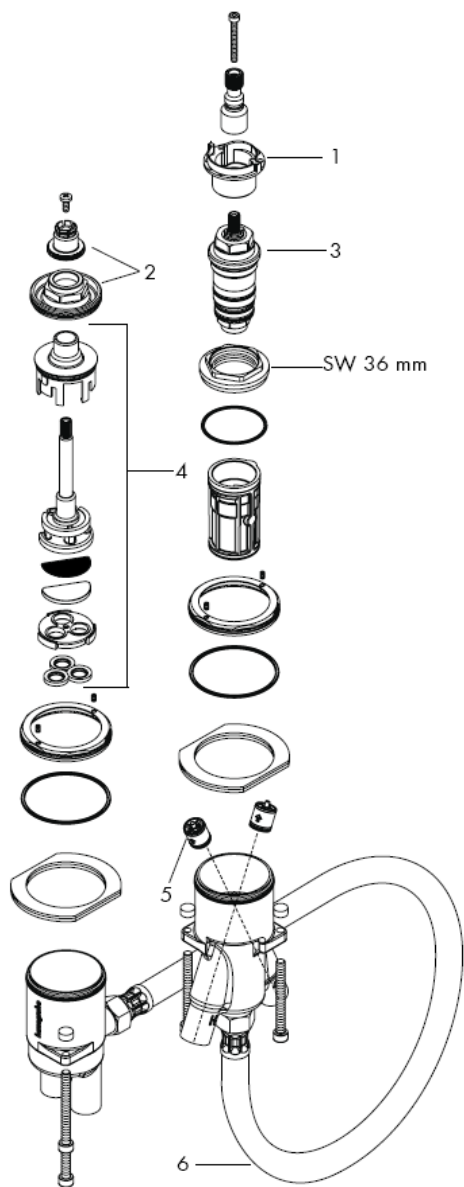


**Mondial / Metropol / Metris /
Talis Elegance / Talis S /
Talis Sportive**
15450XXX

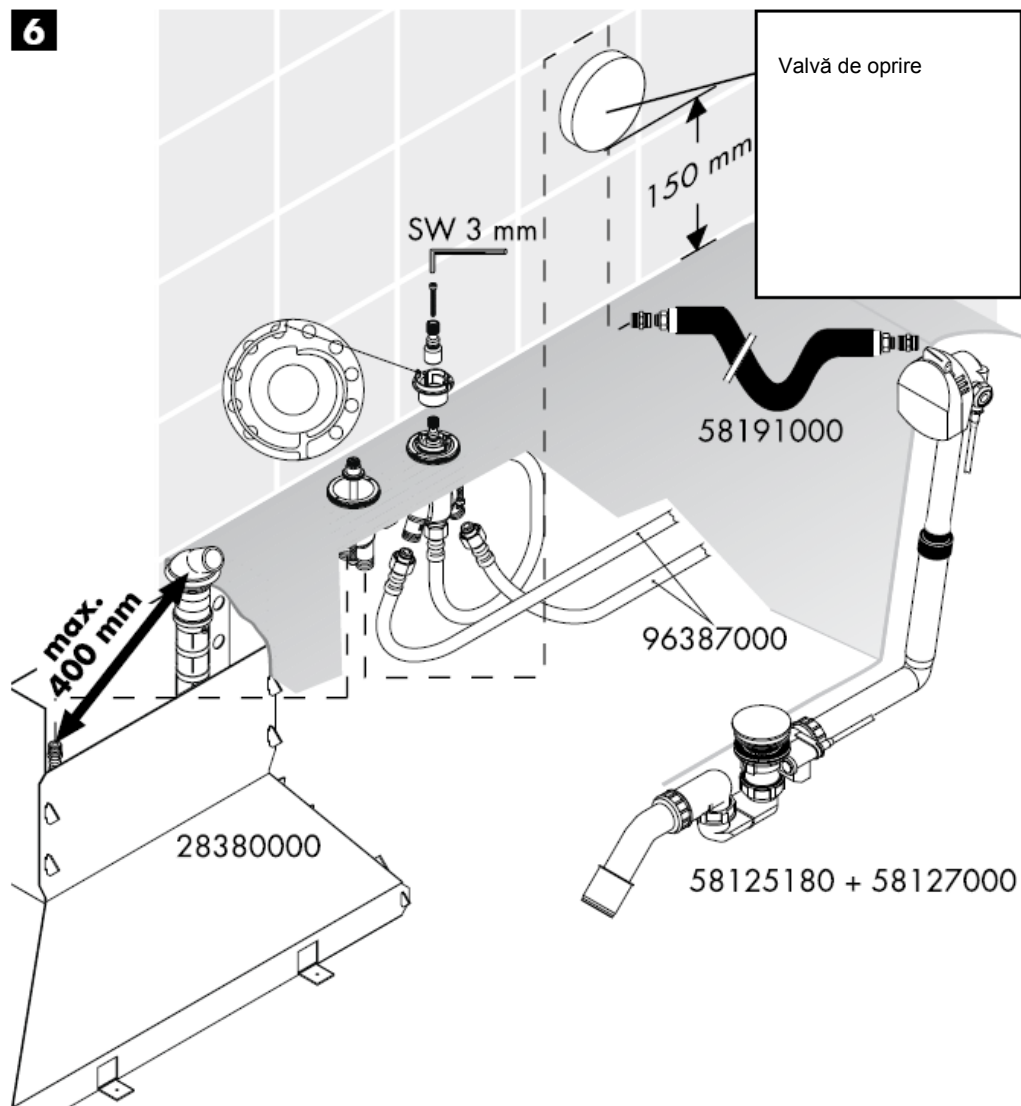




Atenție! Supapele de reținere trebuie verificate regulat conform DIN EN 1717 și standardele naționale sau regionale (anual conform DIN 1988).



1**2****3****4****5**

6

ATENȚIE! Trebuie prevăzută o deschidere pentru verificarea furtunurilor de conectare!

7



Atenție! Bateria trebuie montată, clătită și verificată conform normelor în vigoare.

Diferențele de presiune mari între alimentarea cu apă rece și apă caldă trebuie echilibrate.

Date tehnice

Presiune de funcționare: max. 1 MPa
Presiune de funcționare recomandată: 0,1 – 0,5 MPa
Presiune de verificare: 1,6 MPa
(1 MPa = 10 bar = 147 PSI)
Temperatura apei calde: max. 80° C
Temperatura recomandată a apei calde: 65° C
Racorduri G ½ : rece - dreapta / cald - stânga
Debit de apă: ca. 22 l/min 0,3 MPa

Piese de schimb vezi pag. 4

1	Disc opritor	96626000
2	Set de fixare cu șurub	94184000
3	Unitate de reglare a temperaturii	94282000
4	Garnitură baterie cpl.	96604000
5	Supapă de rețineră	94074000
6	Furtun de racordare	25928000

Certificat de testare

DVGW

P-IX

SVGW

ACS

NF

WRAS

KIWA

P-IX
9653/ICC

X

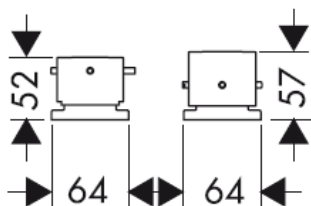
Οδηγία συναρμολόγησης



13550180

hansgrohe

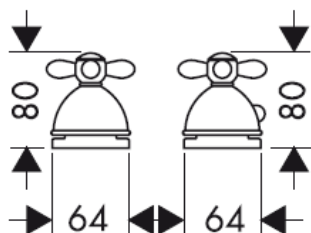
Starck
10480XXX



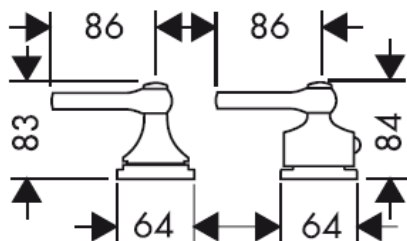
Terrano
37480XXX



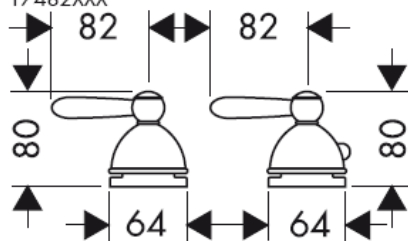
Carlton
17480XXX



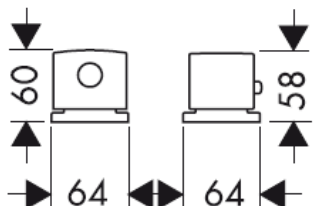
Terrano
37482XXX



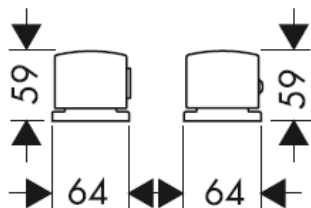
Carlton
17482XXX



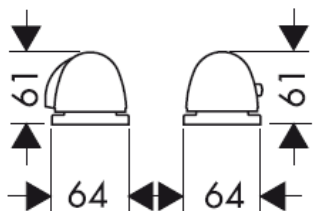
Uno
38480XXX

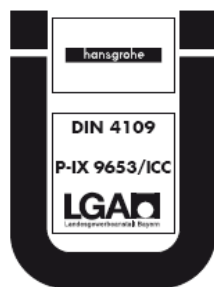
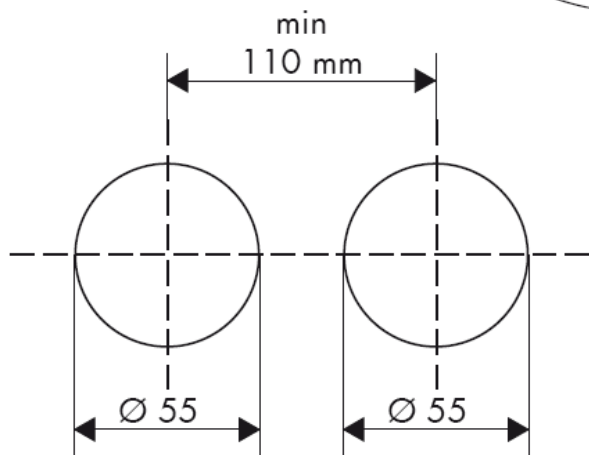
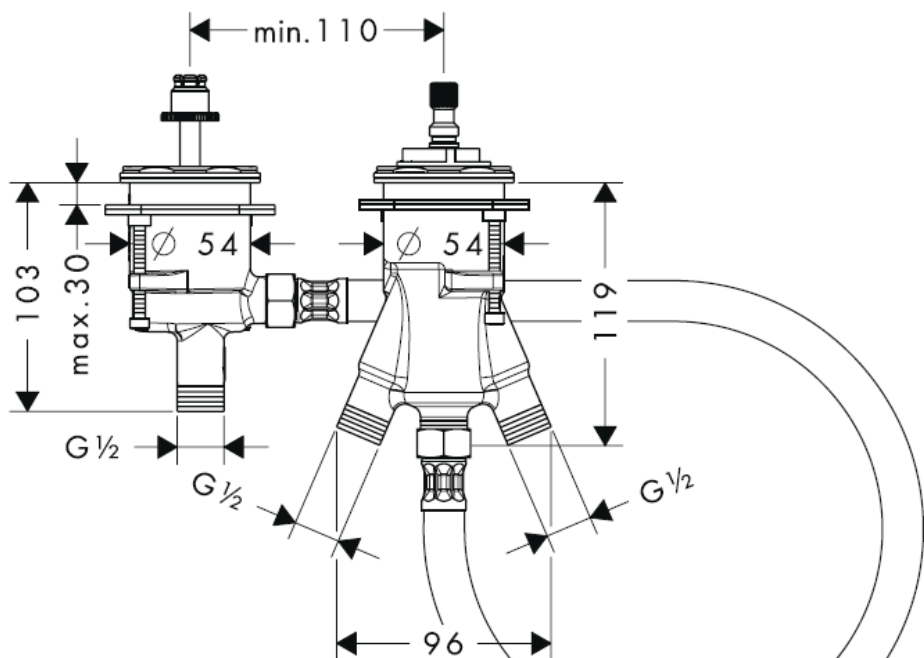


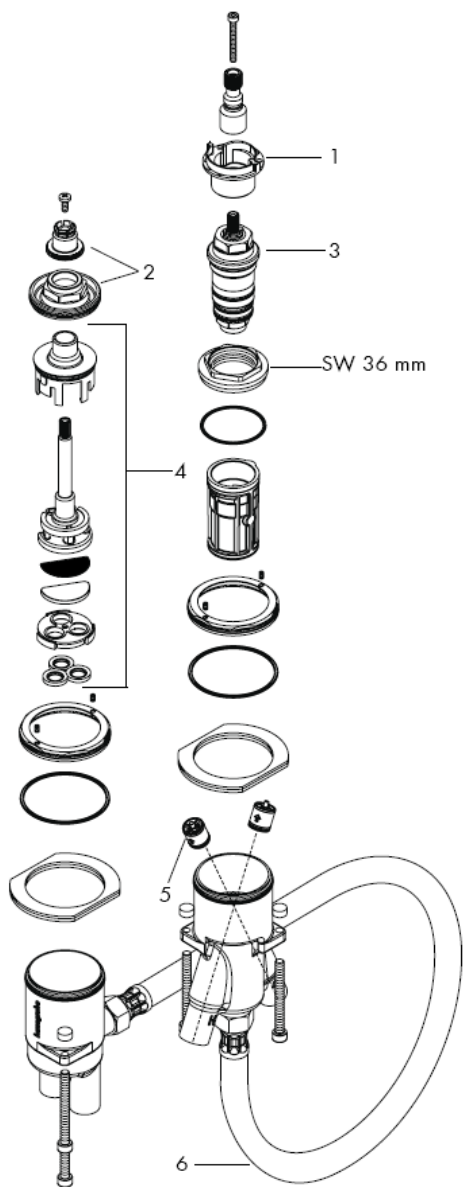
Steel
35480800



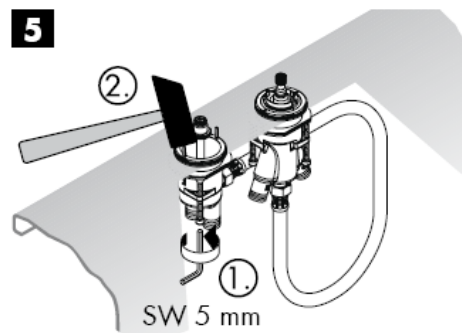
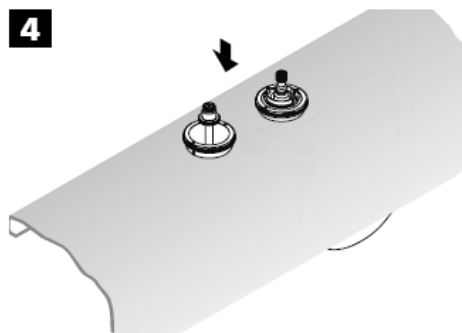
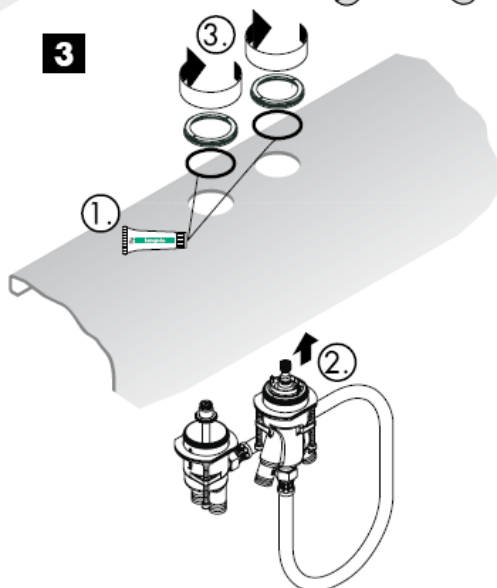
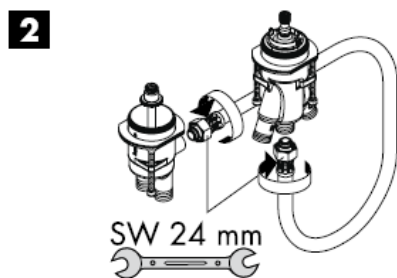
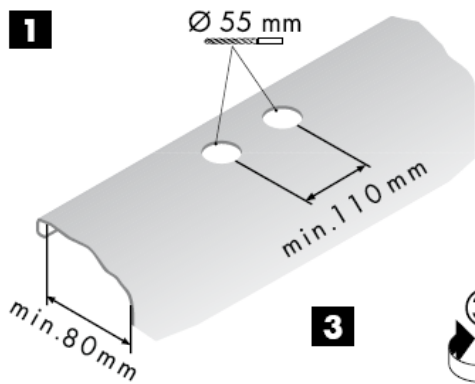
**Mondial / Metropol / Metris /
Talis Elegance / Talis S /
Talis Sportive**
15450XXX

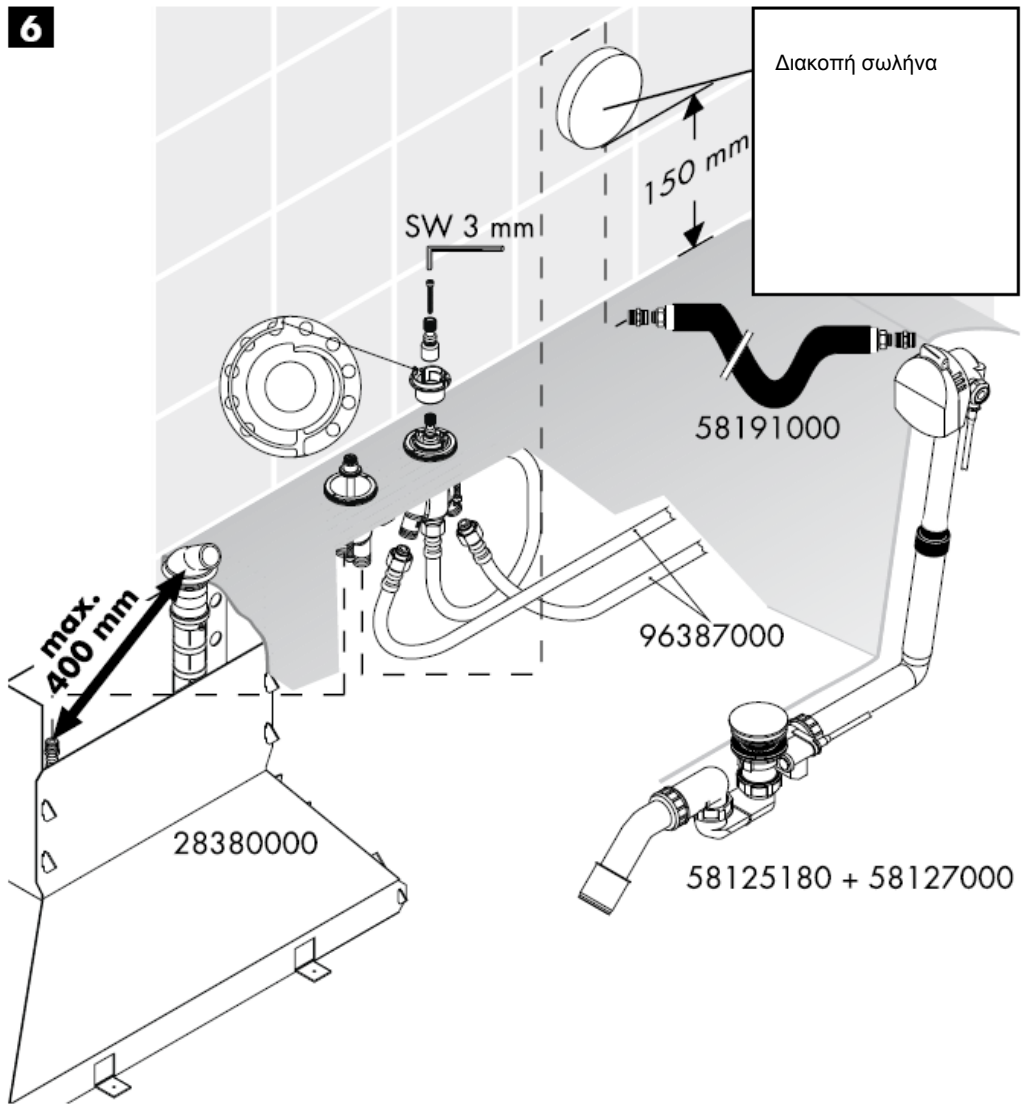






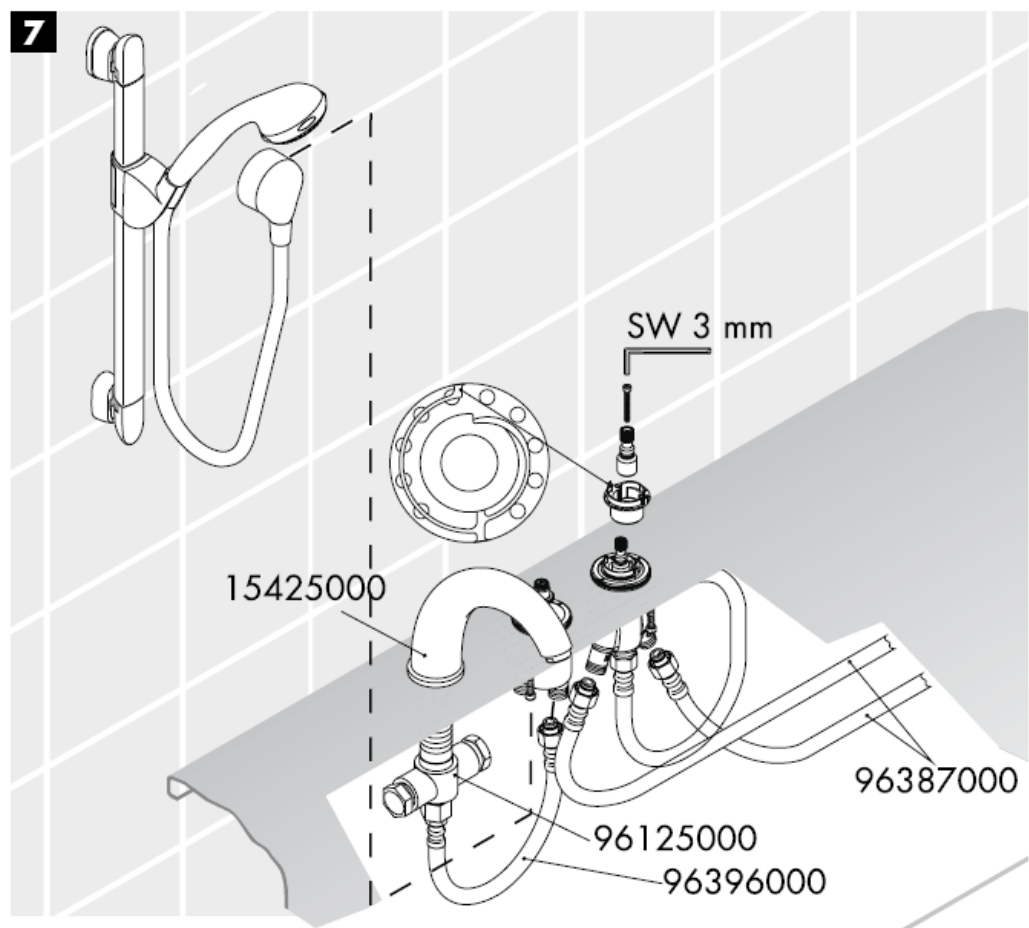
Προσοχή! Οι βαλβίδες αντεπιστροφής πρέπει να ελέγχονται τακτικά ως προς τη λειτουργία τους, σύμφωνα με τις οδηγίες DIN EN 1717, σε σχέση με τους ισχύοντες εθνικούς ή τοπικούς κανόνες (το ελάχιστο μια φορά το χρόνο, σύμφωνα με το πρότυπο DIN 1988)



6

ΠΡΟΣΟΧΗ! Για να μπορείτε να επιθεωρήσετε τους σωλήνες παροχής, θα πρέπει να υφίσταται ένα άνοιγμα επιθεώρησης!

7



Ελληνικά

Προσοχή! Η κεντρική βάνα πρέπει να τοποθετηθεί, να πλυθεί και να ελεγχθεί με βάση τους ισχύοντες κανόνες υδραυλικής τέχνης!

Οι διαφορές της πίεσης μεταξύ της σύνδεσης κρύου και ζεστού νερού θα πρέπει να αντισταθμίζονται.

Τεχνικά Χαρακτηριστικά

Λειτουργία πίεσης: max. 1 MPa
Συνιστώμενη λειτουργία πίεσης: 0,1 – 0,5 MPa
Πίεση ελέγχου: 1,6 MPa
(1 MPa = 10 bar = 147 PSI)
Θερμοκρασία ζεστού νερού: max. 80° C
Συνιστώμενη θερμοκρασία ζεστού νερού: 65° C
Συνδέσεις G ½: κρύο δεξιά – ζεστό αριστερά
Κατανάλωση νερού: ca. 22 l/min 0,3 MPa

Ανταλλακτικά βλ. Σελίδα 4

1	Δίσκος πρόσκρουσης	96626000
2	Προσθήκη διάταξης σφράγισης με βίδα	94184000
3	Μονάδα ρύθμισης θερμοκρασίας	94282000
4	πλήρης προσθήκη	96604000
5	Βαλβίδα αντεπιστροφής	94074000
6	Εύκαμπτος σωλήνας παροχής	25928000

Σήμα ελέγχου

DVGW	P-IX	SVGW	ACS	NF	WRAS	KIWA
	P-IX 9653/ICC				X	

hansgrohe

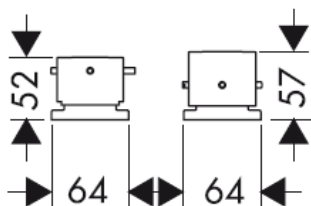
تعليمات التجميع



13550180

hansgrohe

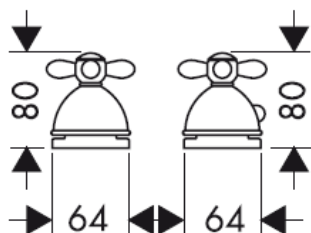
Starck
10480XXX



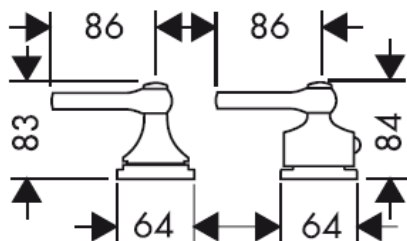
Terrano
37480XXX



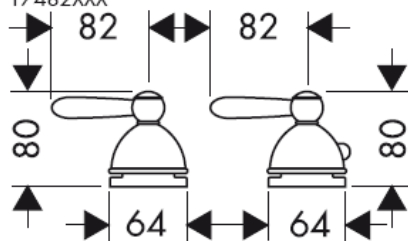
Carlton
17480XXX



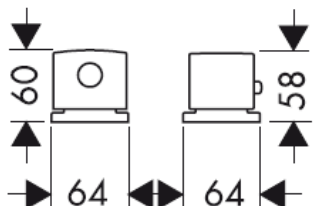
Terrano
37482XXX



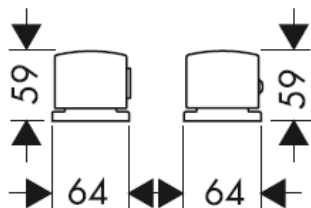
Carlton
17482XXX



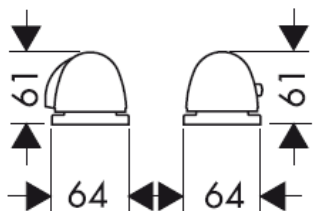
Uno
38480XXX

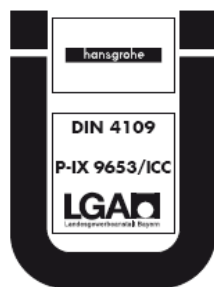
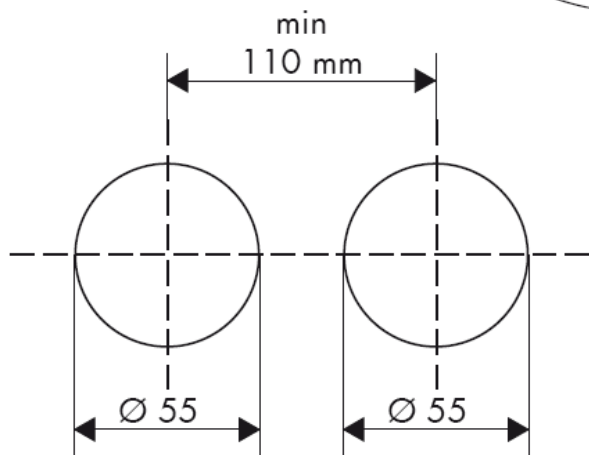
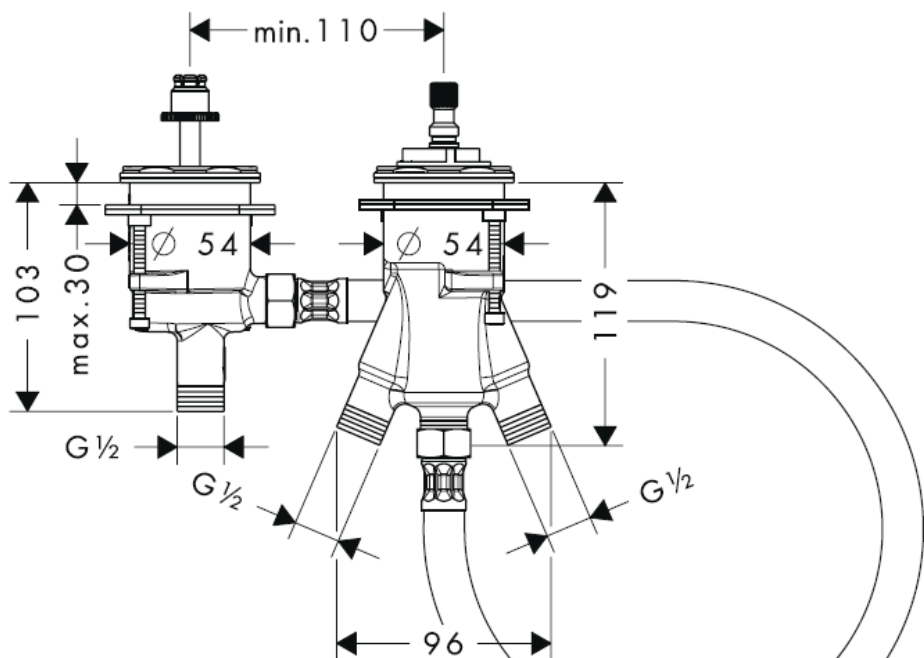


Steel
35480800

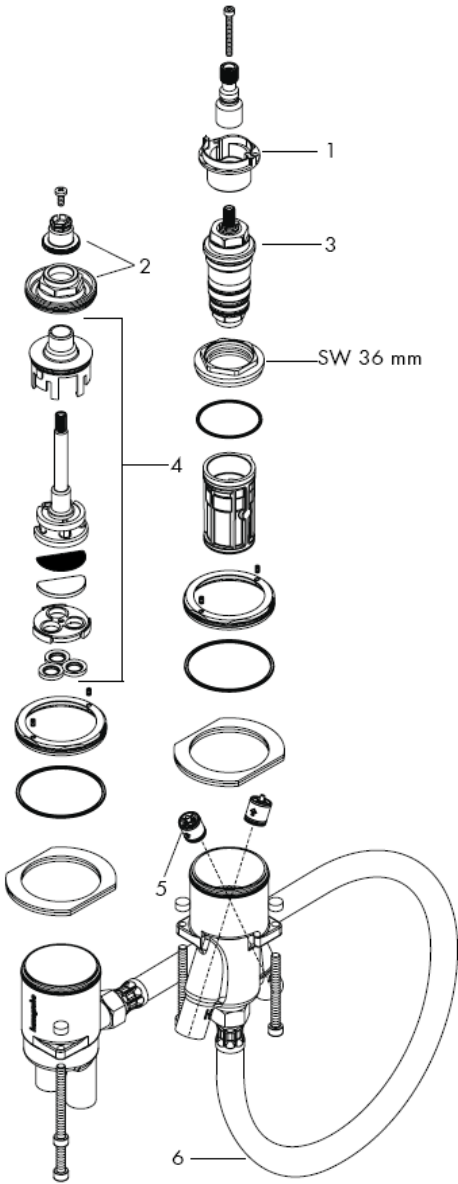


**Mondial / Metropol / Metris /
Talis Elegance / Talis S /
Talis Sportive**
15450XXX



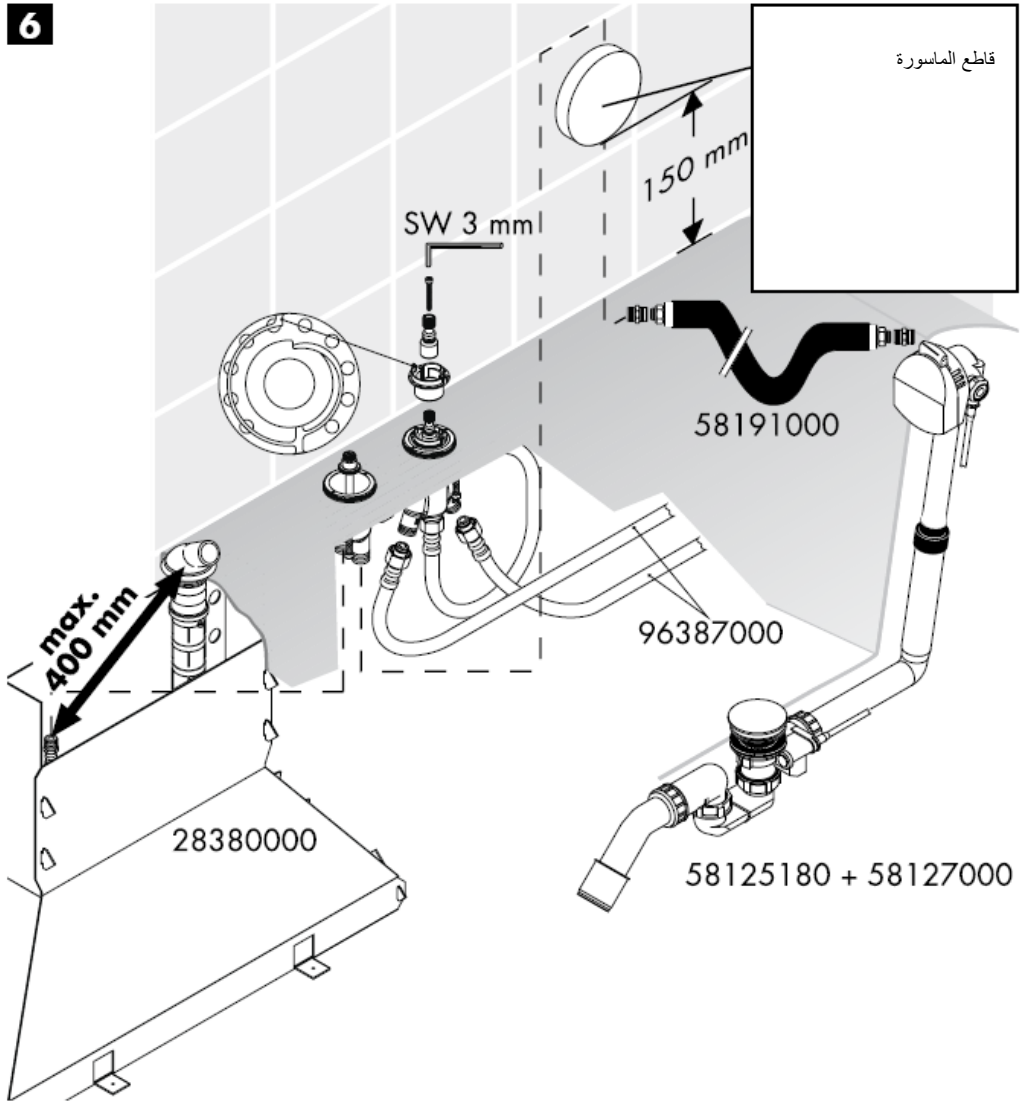


تنبيه! يجب فحص صمام عدم الرجوع بصفة منتظمة حسب المواصفة
DIN EN 1717 وذلك طبقاً للوائح الوطنية أو الإقليمية (مرة واحد
سنوياً طبقاً للمواصفة DIN 1988).



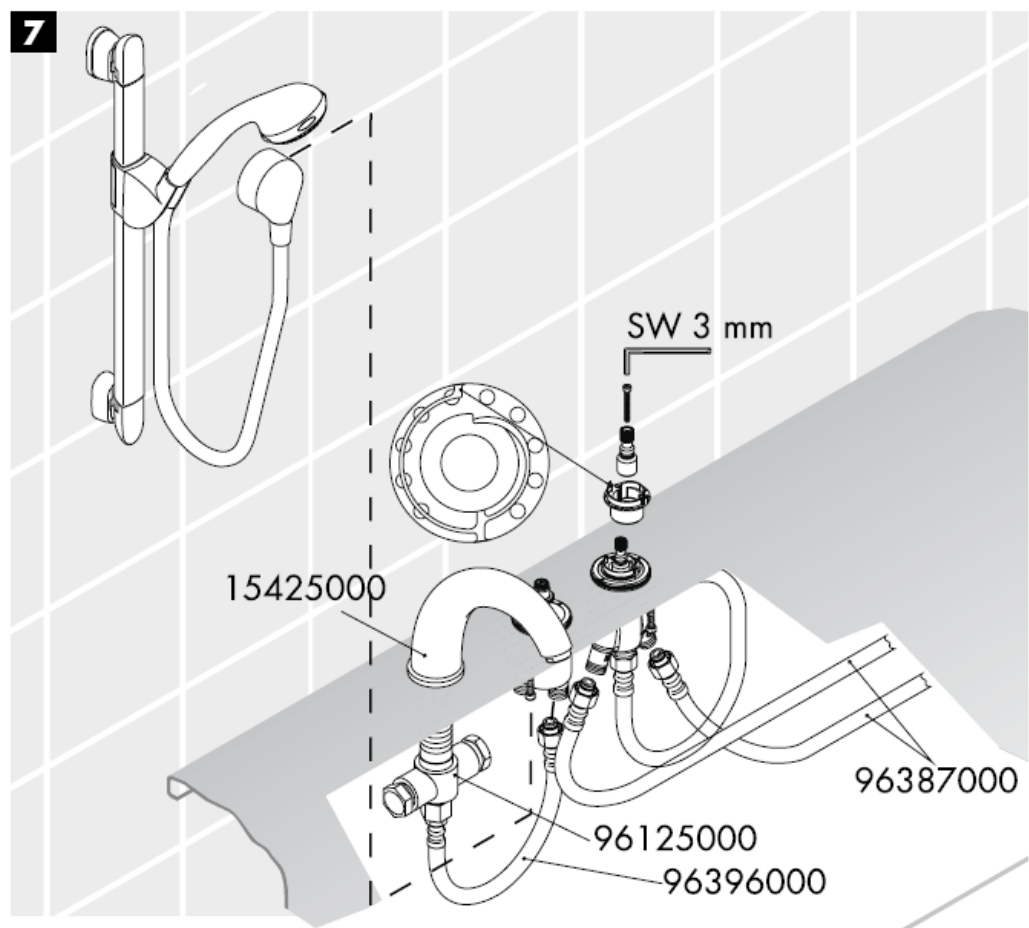
1**2****3****4****5**

6



تنبيه! يجب وجود منفذ للدخول من أجل أعمال الإصلاح الصيانة
لخراطيم التوصيل.

7



تنبيه! يجب تركيب الوصلة، وغمرها بالماء واختبارها وفقاً للمعايير السارية!

يجب أن يكون تيار الماء الساخن والماء البارد متعادلين في الضغط.

المواصفات الفنية

max. 1 MPa ضغط التشغيل:

0,1 – 0,5 MPa ضغط التشغيل الموصى به:

1,6 MPa ضغط الاختبار:

(1 MPa = 147 PSI = 10 بار)

max. 80° C درجة حرارة الماء الساخن:

65° C درجة الحرارة الموصى بها للماء الساخن:

الوصلات G ½: الماء البارد جهة اليمين - الماء الساخن جهة اليسار

ca. 22 l/min 0,3 MPa معدل التدفق:

قطع الغيار راجع صفحة 4

- | | |
|---|-----------------|
| 1 | جلية أمان |
| 2 | طقم تثبيت اليد |
| 3 | منظم حرارة |
| 4 | وحدة المحول |
| 5 | صمام عدم الرجوع |
| 6 | خرطوم التوصيل |

96626000

94184000

94282000

96604000

94074000

25928000

شهادة اختبار

DVGW

P-IX

SVGW

ACS

NF

WRAS

KIWA

P-IX

9653/ICC

X

hansgrohe

Navodila za montažo



13550180

hansgrohe

Starck
10480XXX



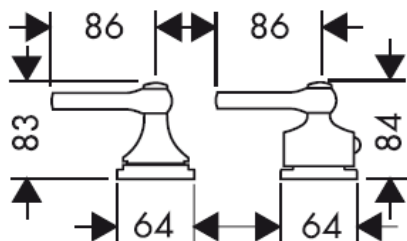
Terrano
37480XXX



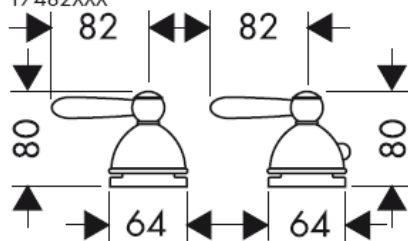
Carlton
17480XXX



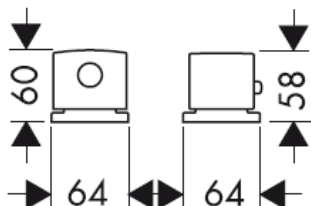
Terrano
37482XXX



Carlton
17482XXX



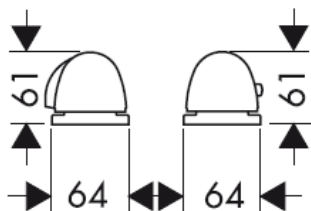
Uno
38480XXX

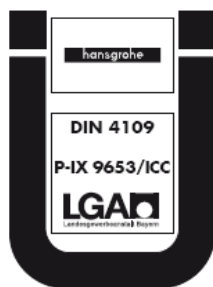
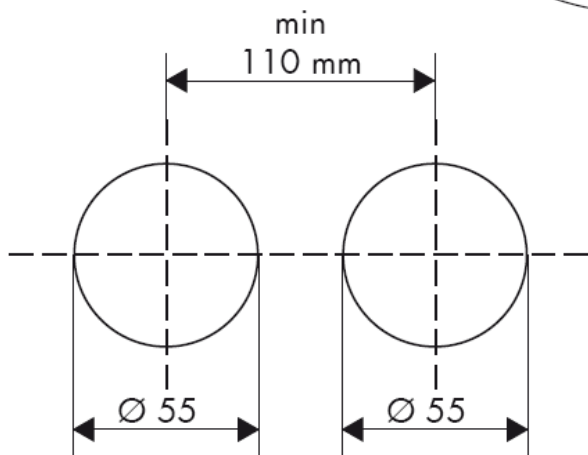
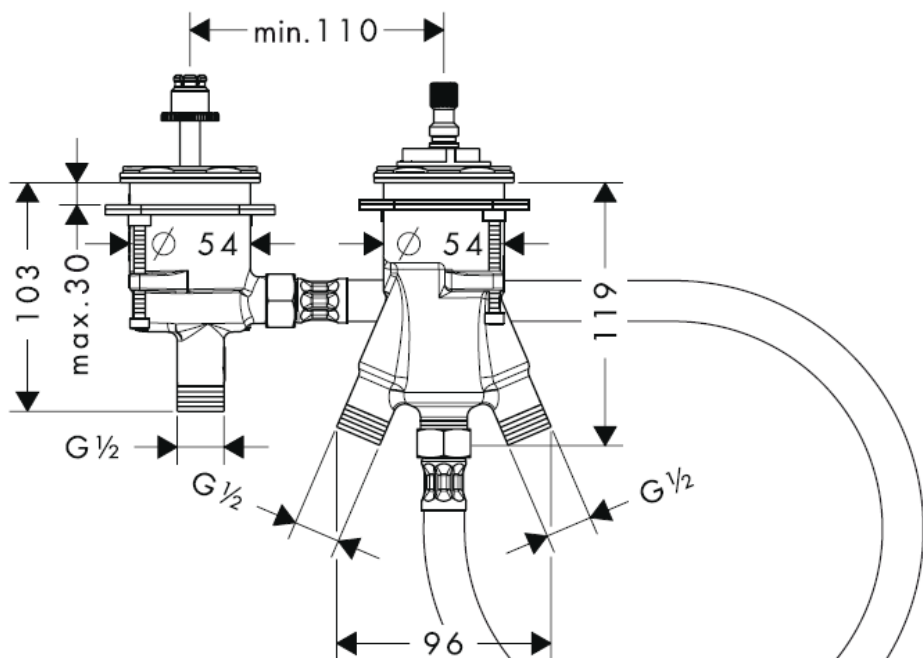


Steel
35480800

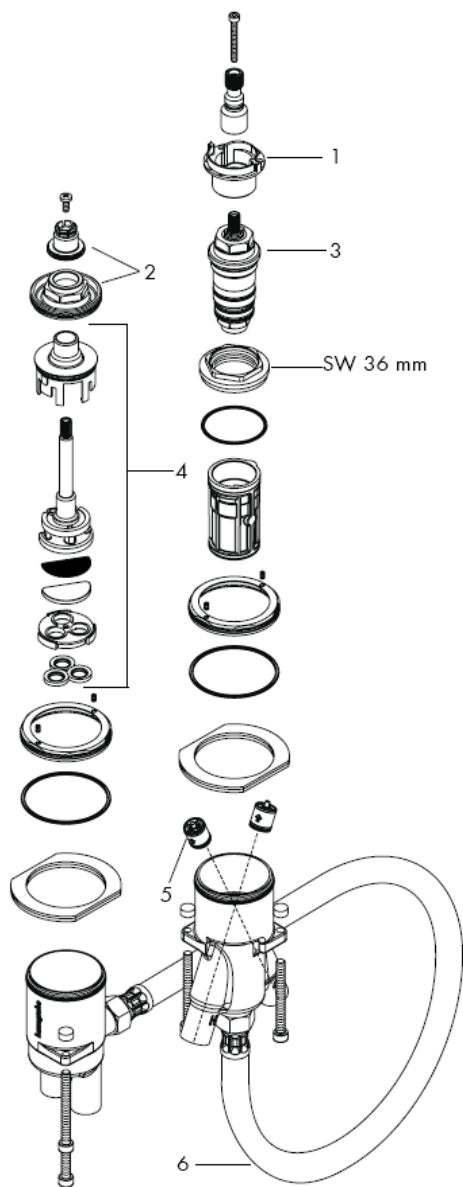


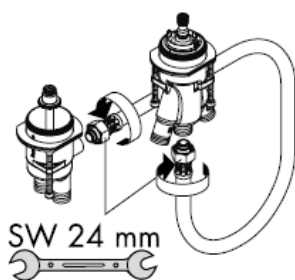
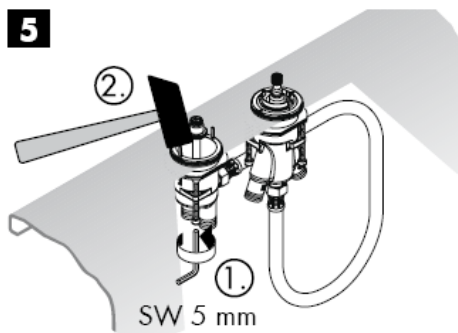
**Mondial / Metropol / Metris /
Talis Elegance / Talis S /
Talis Sportive**
15450XXX



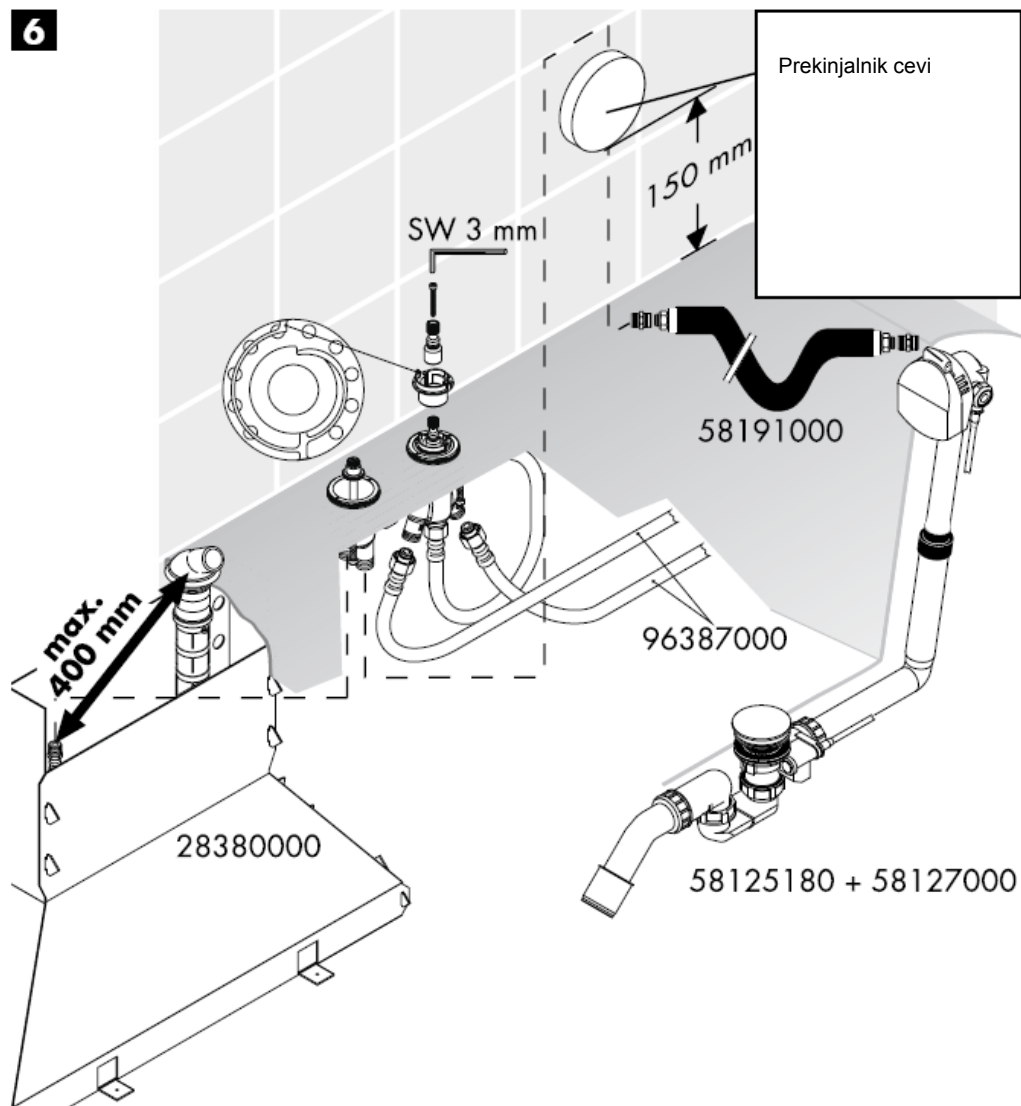


Pozor! Delovanje protipovratnega ventila je potrebno v skladu z DIN EN 1717 in skladno z državnimi in regionalnimi določili (DIN 1988 enkrat letno) redno testirati.



1**2****3****4****5**

6



ATTENTION! Pour des travaux d'entretien prévoir obligatoirement une trappe de visite.

7



Pozor! Armaturo je potrebno montirati, sprati in testirati v skladu z veljavnimi normami!

Velike razlike v tlaku med priključkom za mrzlo in priključkom za toplo vodo je potrebno izravnati.

Tehnični podatki

Delovni tlak: max. 1 MPa
Priporočeni delovni tlak: 0,1 – 0,5 MPa
Preskusni tlak: 1,6 MPa
(1 MPa = 10 bar = 147 PSI)
Temperatura tople vode: max. 80° C
Priporočena temperatura tople vode: 65° C
Priključki G ½": mrzla desno - topla levo
Pretok vode: ca. 22 l/min 0,3 MPa

Preskusni znak

DVGW	P-IX	SVGW	ACS	NF	WRAS	KIWA
	P-IX 9653/ICC				X	

Rezervni deli glejte stran 4

1	Omejevalni vijak	96626000
2	Zaskočni vložek z vijakom	94184000
3	Enota za uravnavanje temperature	94282000
4	Enota za preklapljanje kpl.	96604000
5	Protipovratni ventil	94074000
6	Priključna gibka cev	25928000

Paigaldusjuhend



13550180

hansgrohe

Starck
10480XXX



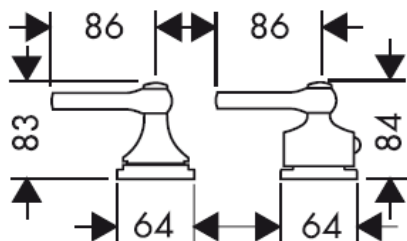
Terrano
37480XXX



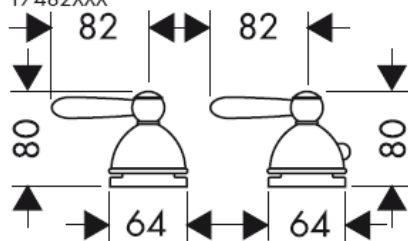
Carlton
17480XXX



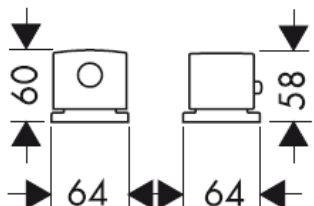
Terrano
37482XXX



Carlton
17482XXX



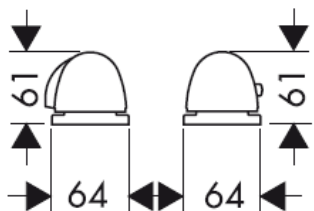
Uno
38480XXX

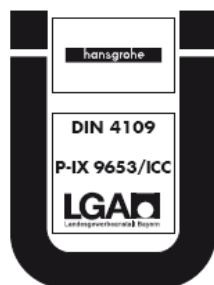
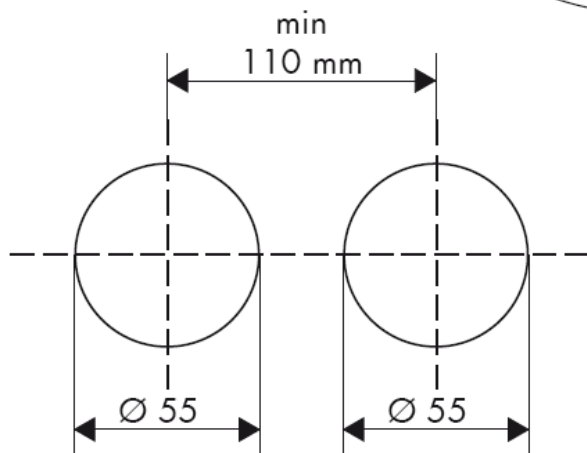
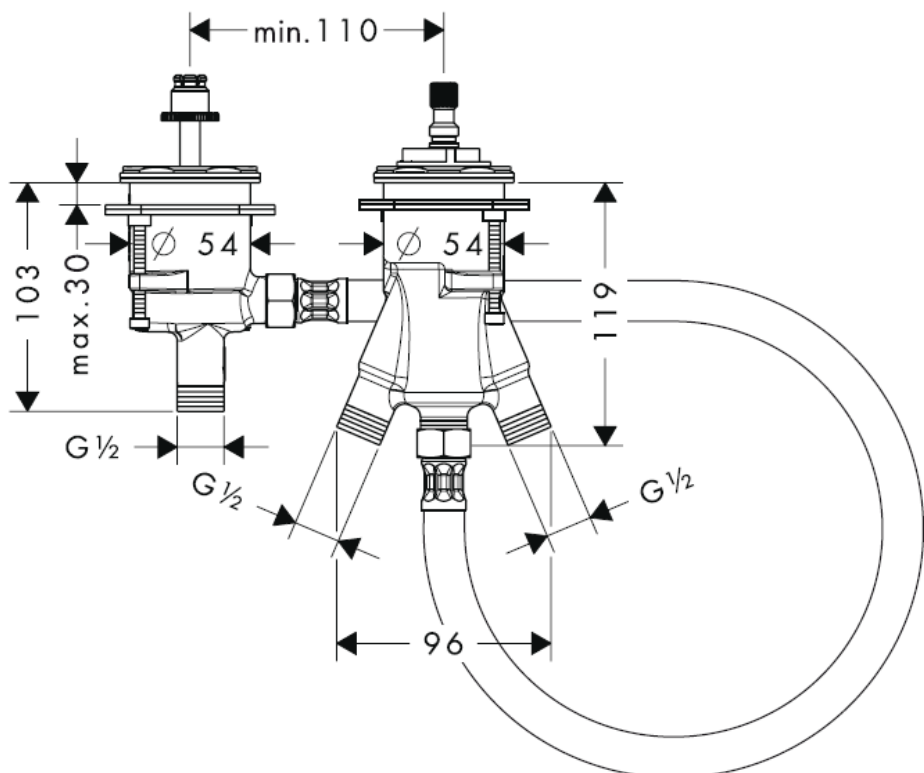


Steel
35480800

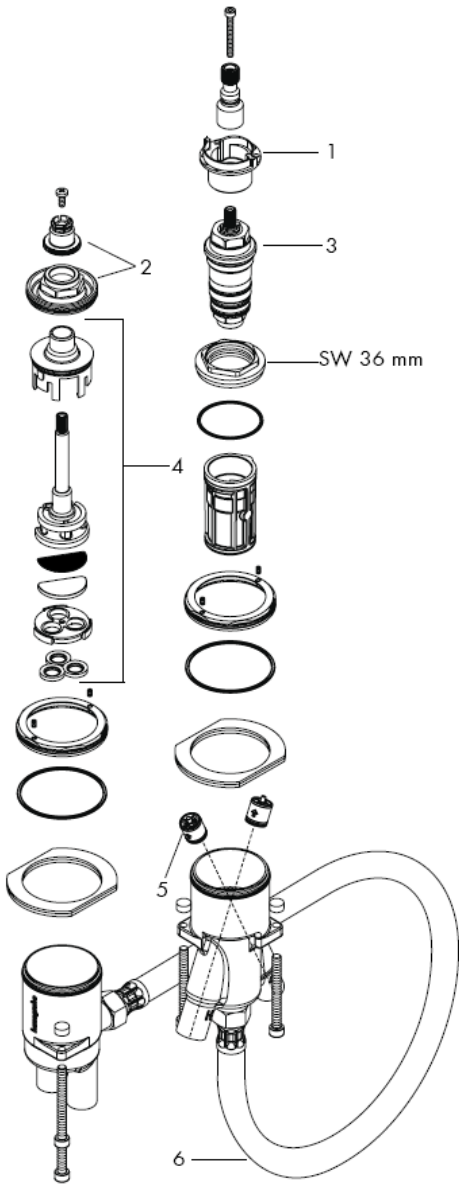


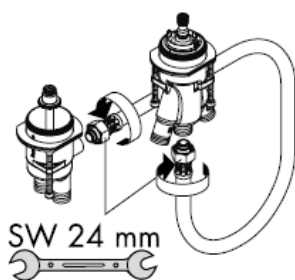
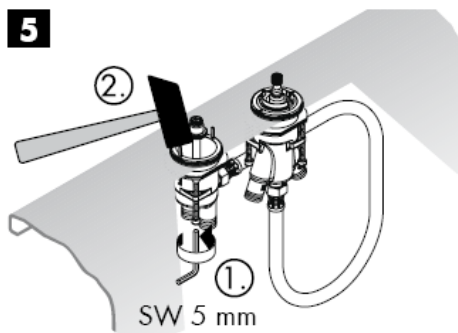
**Mondial / Metropol / Metris /
Talis Elegance / Talis S /
Talis Sportive**
15450XXX

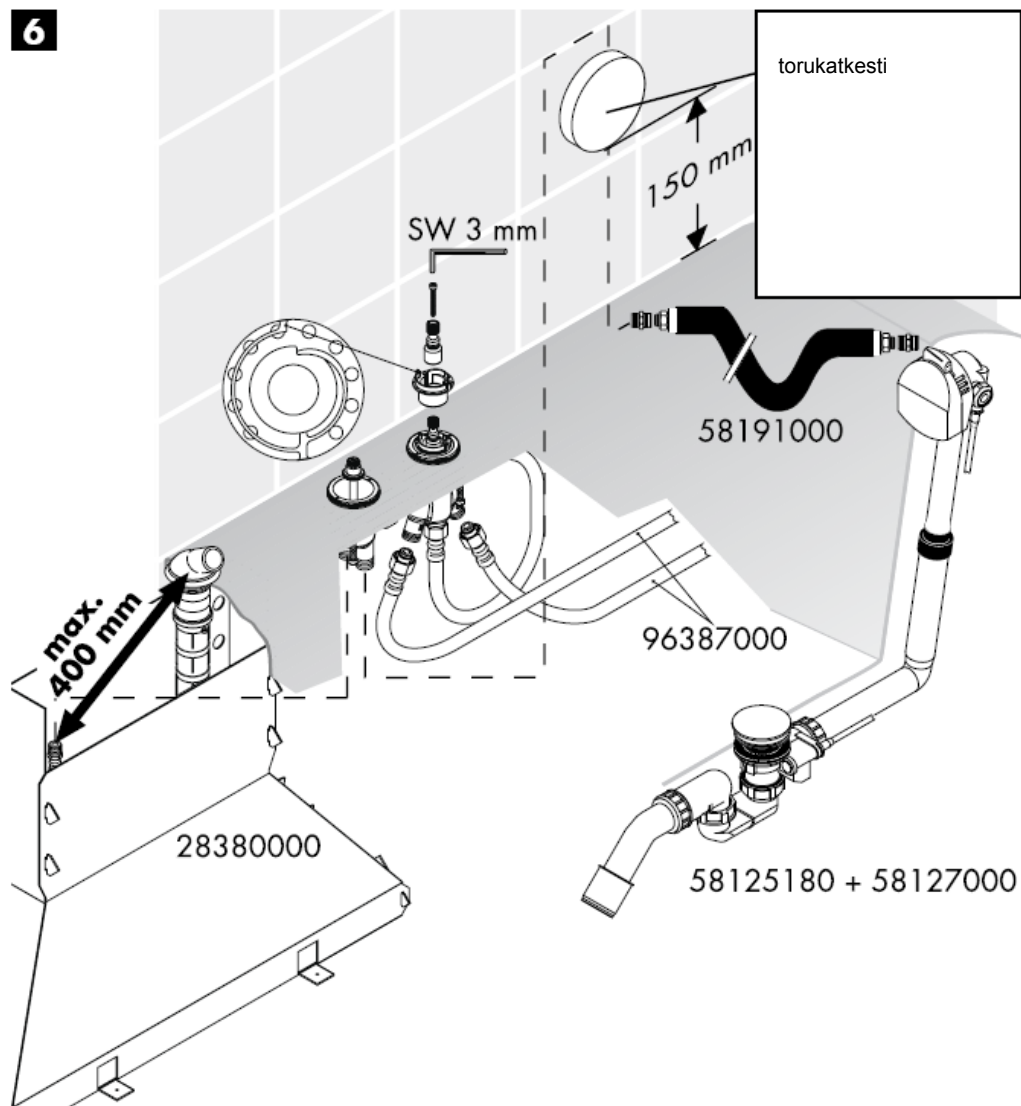




Tähelepanu! Tagasilöögiklappide toimimist tuleb kooskõlas riiklike ja regionaalsete määrustega regulaarselt kontrollida vastavalt standardile DIN EN 1717 (DIN 1988 - kord aastas).



1**2****3****4****5**

6

TÄHELEPANU! Ühendusvoolikute kontrollimiseks peab olema eraldi ligipääsuava.

7



Estonia

Tähelepanu! Segisti paigaldamine, loputamine ja kontroll peab toimuma vastavalt kehtivatele normidele!

Kui külma ja kuuma vee ühenduste surve on väga erinev, tuleb need tasakaalustada.

Tehnilised andmed

Töörõhk max. 1 MPa
Soovitav töörõhk: 0,1 – 0,5 MPa
Kontrollsurve: 1,6 MPa
(1 MPa = 10 baari = 147 PSI)
Kuum vee temperatuur: max. 80° C
Soovitav kuum vee temperatuur: 65° C
ühendused G ½": külm paremal, kuum vasakul
Läbivool: ca. 22 l/min 0,3 MPa

Kontrollsertifikaat

DVGW	P-IX	SVGW	ACS	NF	WRAS	KIWA
	P-IX 9653/ICC				X	

Varuosad vt lk 4

1	turvakomplekt	96626000
2	käepidemekinnituse komplekt	94184000
3	termoregulaator	94282000
4	ümberlüüti	96604000
5	tagasilöögiklapp	94074000
6	ühendusvoolik	25928000

hansgrohe

Montāžas instrukcija



13550180

hansgrohe

Starck
10480XXX



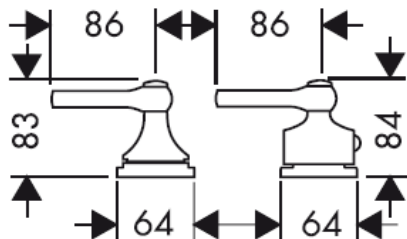
Terrano
37480XXX



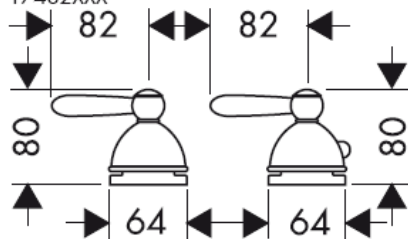
Carlton
17480XXX



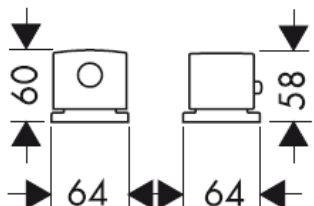
Terrano
37482XXX



Carlton
17482XXX



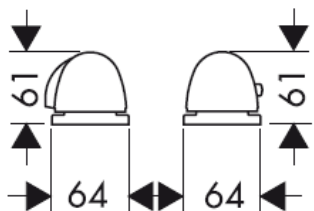
Uno
38480XXX

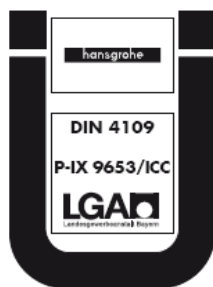
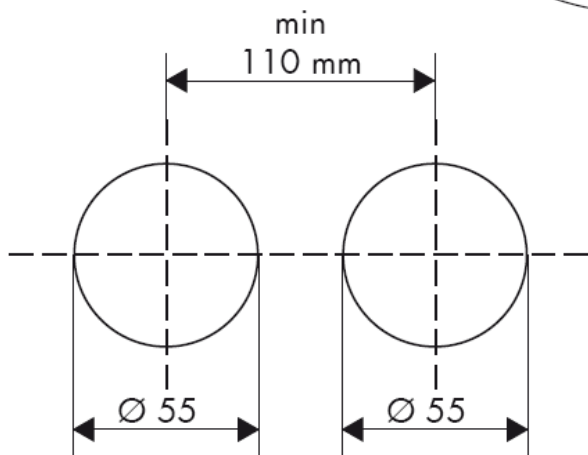
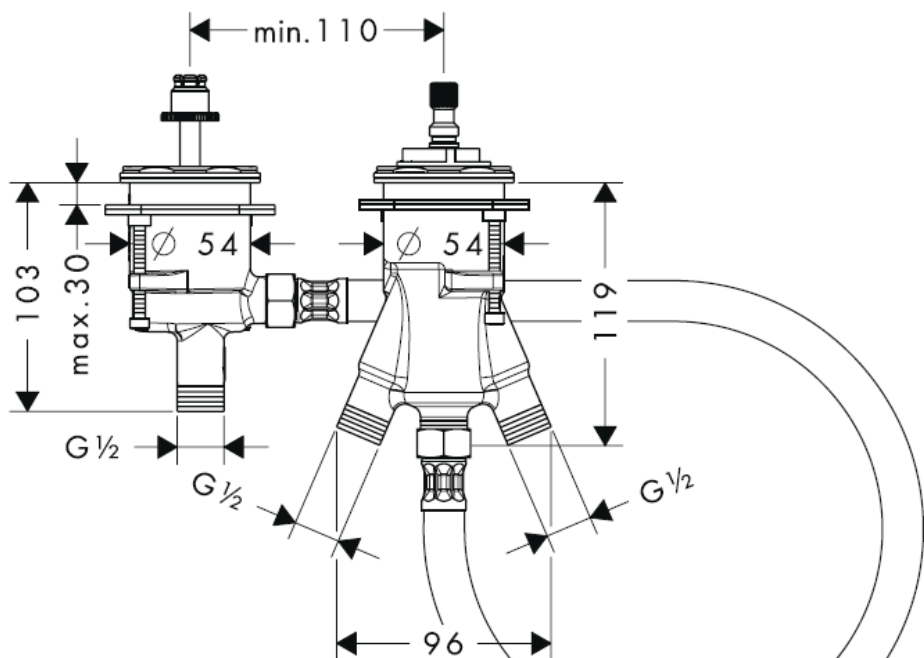


Steel
35480800

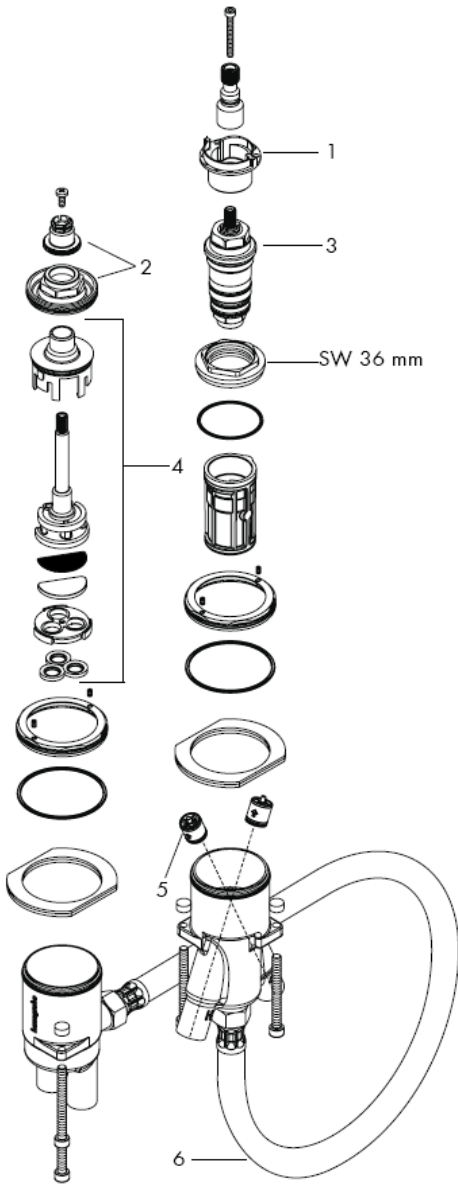


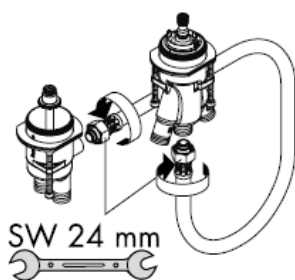
**Mondial / Metropol / Metris /
Talis Elegance / Talis S /
Talis Sportive**
15450XXX

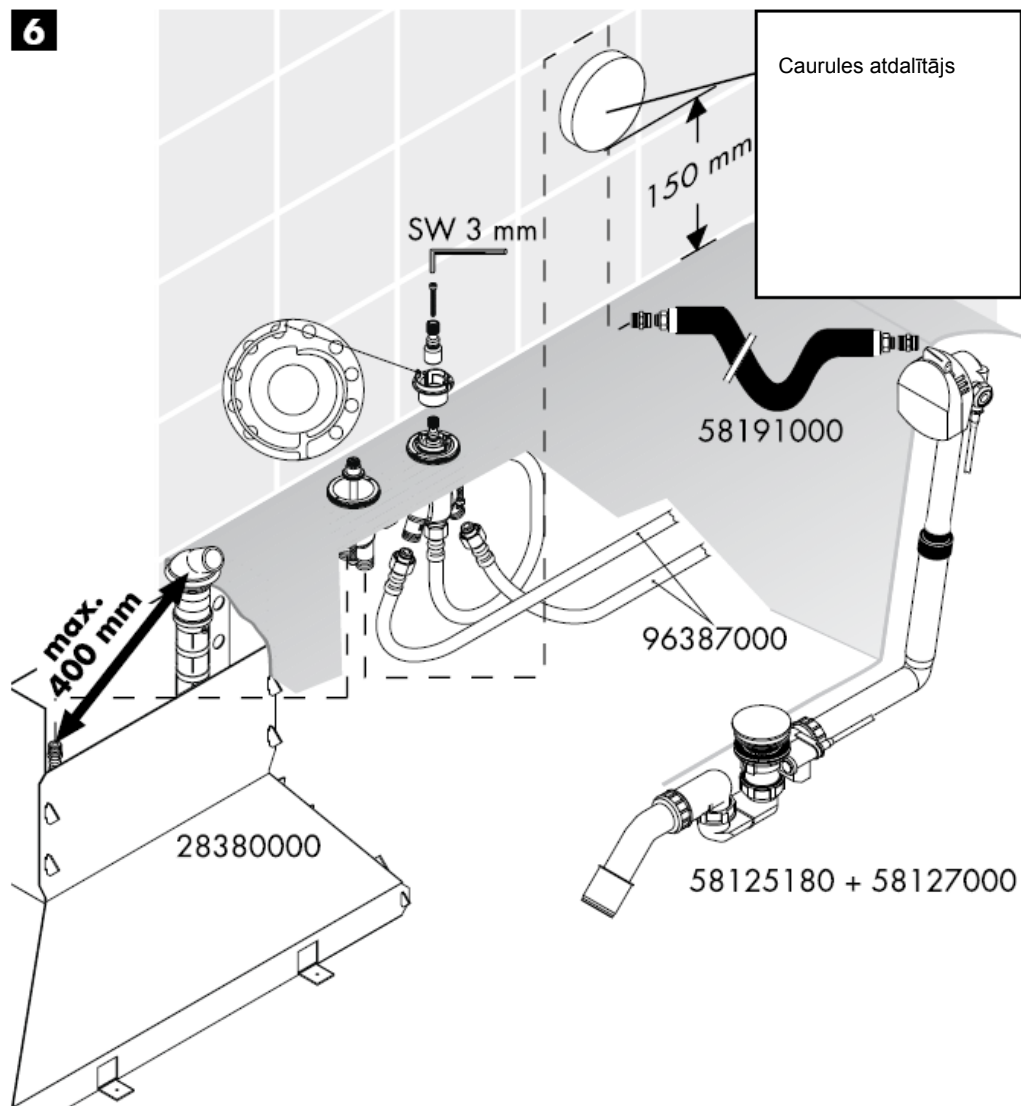




Uzmanību! Regulāri jāpārbauda pretvārsta funkcija saskaņā ar DIN EN 1717 saistībā ar nacionālajiem vai vietējiem noteikumiem (DIN 1988 vienreiz gadā).



1**2****3****4****5**

6

UZMANĪBU! Lai varētu pārbaudīt pieslēguma šūtenes, nepieciešama kontrolatvere.

7



Uzmanību! Armatūra jāuzstāda, jāizskalo un jāpārbauda atbilstoši spēkā esošajām normām!

Jāizlīdzina spiediena atšķirības starp aukstā un karstā ūdens pievadiem.

Tehniskie dati

Darba spiediens: max. 1 MPa
 Ieteicamais darba spiediens: 0,1 – 0,5 MPa
 Pārbaudes spiediens: 1,6 MPa
 (1 MPa = 10 bar = 147 PSI)
 Karstā ūdens temperatūra: max. 80° C
 Ieteicamā karstā ūdens temperatūra: 65° C
 G ½" pieslēgumi: aukstais pa labi - karstais pa kreisi
 Caurteces intensitāte: ca. 22 l/min 0,3 MPa

Rezerves daļas skat. lpp. 4

1	Atbalsta paplāksne	96626000
2	Fiksācijas ieliktnis ar skrūvi	94184000
3	Temperatūras regulators	94282000
4	Ieliktnis, kompl.	96604000
5	Pretvārsts	94074000
6	Pieslēguma šļūtene	25928000

Pārbaudes zīme

DVGW	P-IX	SVGW	ACS	NF	WRAS	KIWA
	P-IX 9653/ICC				X	

Uputstvo za montažu



13550180

hansgrohe

Starck
10480XXX



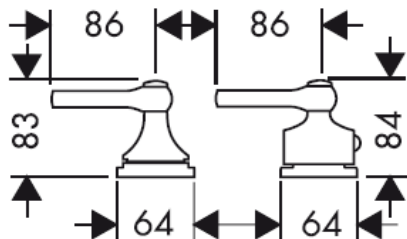
Terrano
37480XXX



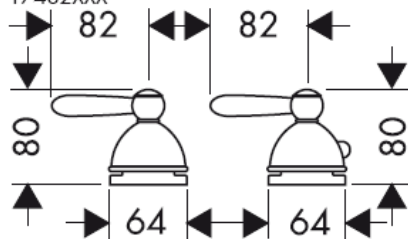
Carlton
17480XXX



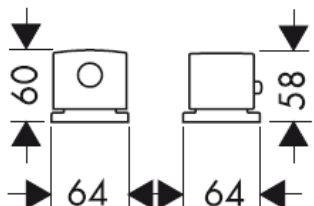
Terrano
37482XXX



Carlton
17482XXX



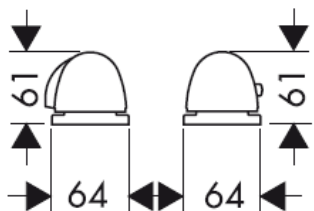
Uno
38480XXX

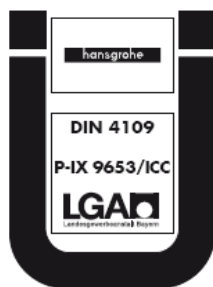
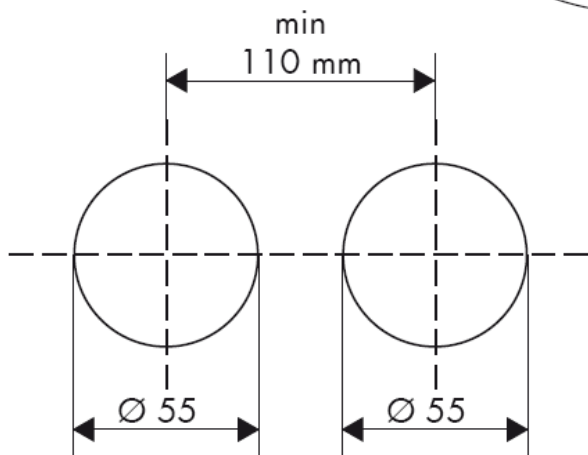
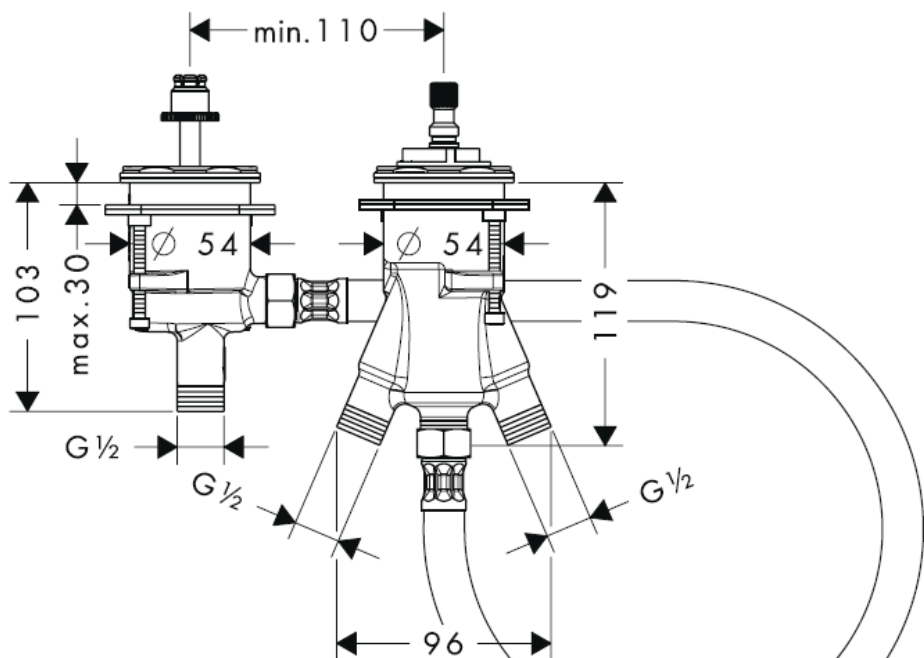


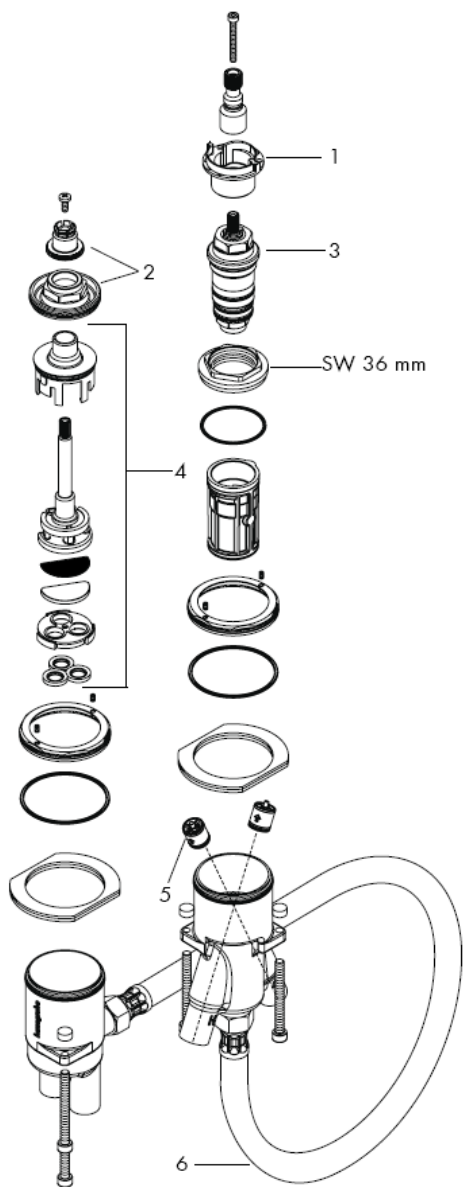
Steel
35480800



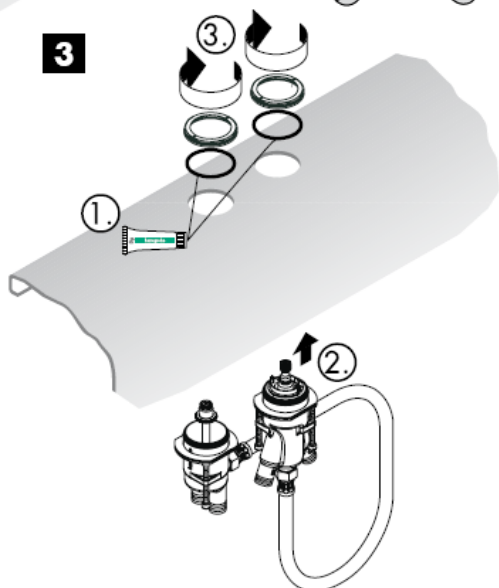
**Mondial / Metropol / Metris /
Talis Elegance / Talis S /
Talis Sportive**
15450XXX

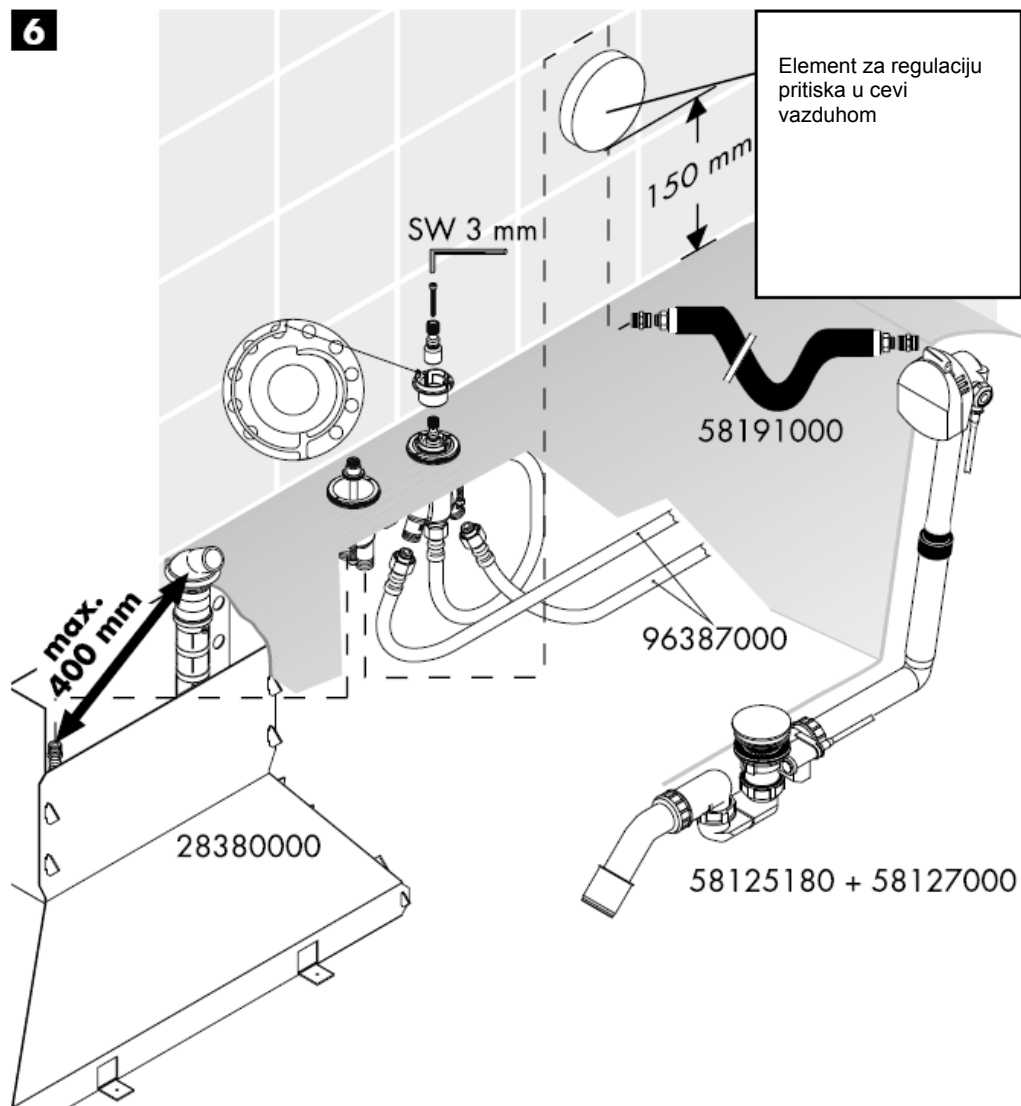






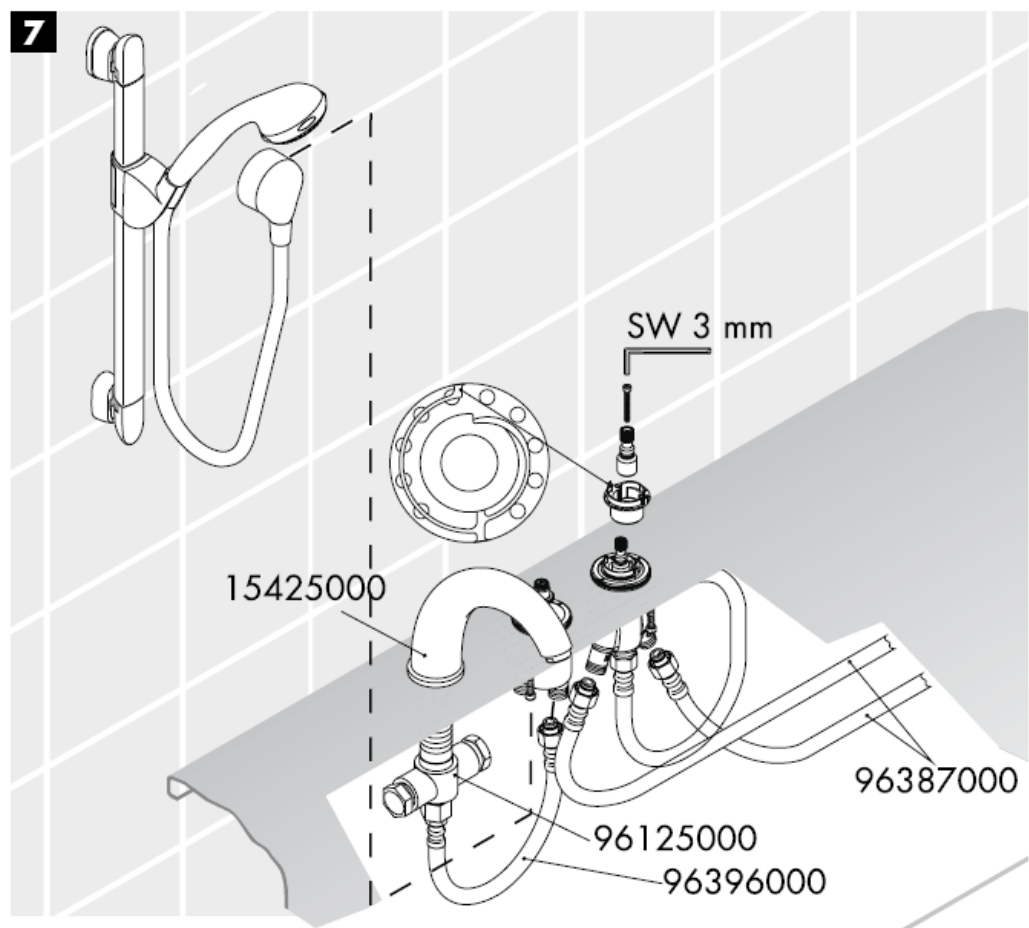
Pažnja! Ispravno funkcionisanje nepovratnog ventila se mora redovno proveravati prema standardu DIN EN 1717 i u skladu s važećim nacionalnim ili regionalnim propisima (DIN 1988 jednom godišnje).

1**2****3****4****5**

6

PAŽNJA! Da bi se mogla ispitati ispravnost priključnih creva, mora postojati otvor za proveru.

7



Pažnja! Armatura mora biti postavljena, isprana i testirana prema važećim normama!

Velika razlika u pritisku između vruće i hladne vode mora biti izbalansirana.

Tehnički podaci

Radni pritisak: max. 1 MPa
Preporučeni radni pritisak: 0,1 – 0,5 MPa
Probni pritisak: 1,6 MPa
(1 MPa = 10 bar = 147 PSI)
Temperatura vruće vode: max. 80° C
Preporučena temperatura vruće vode: 65° C
Priključci G ½": hladna voda desno – topla levo
Protok vode: ca. 22 l/min 0,3 MPa

Ispitni znak

DVGW	P-IX	SVGW	ACS	NF	WRAS	KIWA
	P-IX 9653/ICC				X	

Rezervni delovi vidi stranu 4

1	Zaustavna ploča	96626000
2	Set za ručno učvršćivanje	94184000
3	Sistem za regulaciju temperature	94282000
4	Ugradni komplet	96604000
5	Nepovratni ventil	94074000
6	Priključno crevo	25928000

Montasjeveiledning



13550180

hansgrohe

Starck
10480XXX



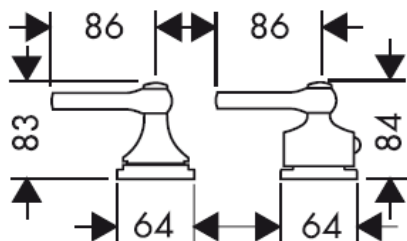
Terrano
37480XXX



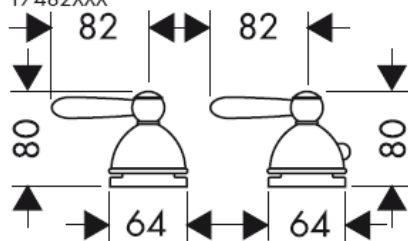
Carlton
17480XXX



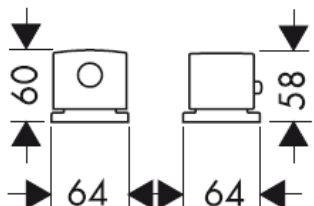
Terrano
37482XXX



Carlton
17482XXX



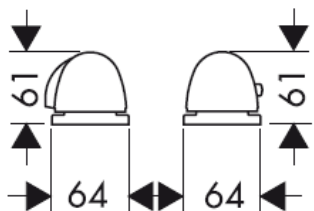
Uno
38480XXX

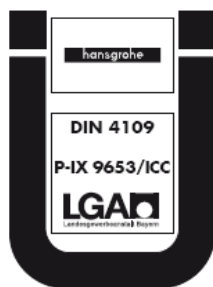
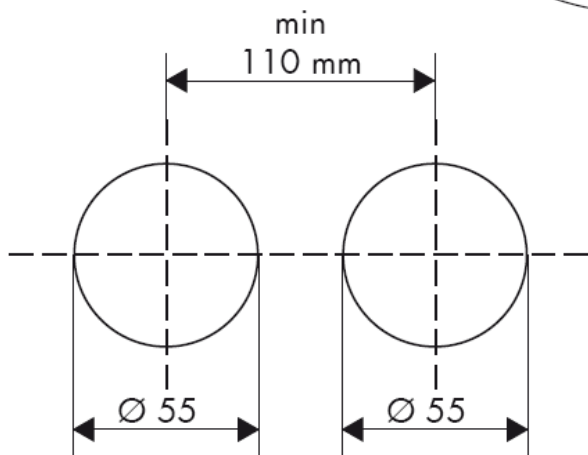
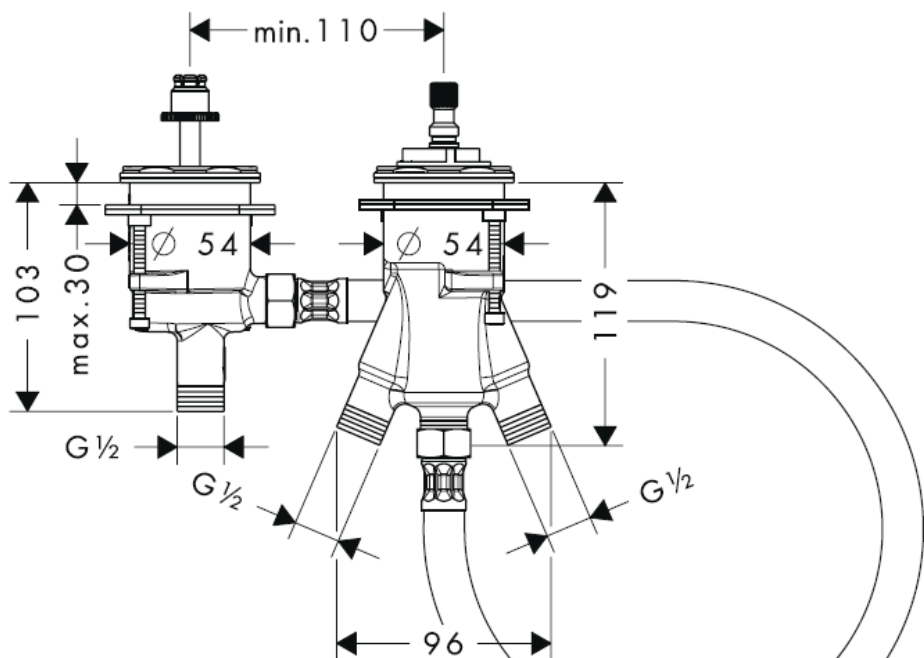


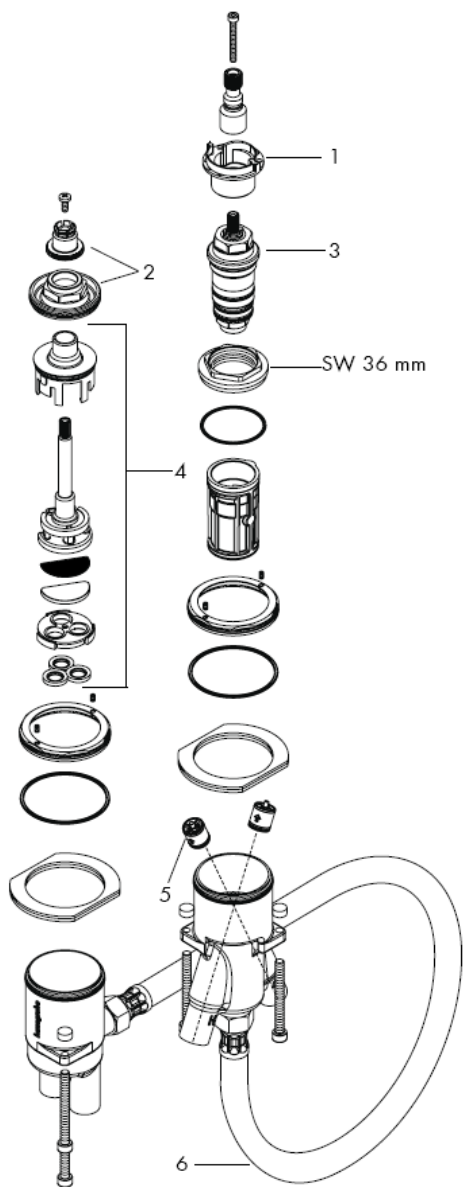
Steel
35480800



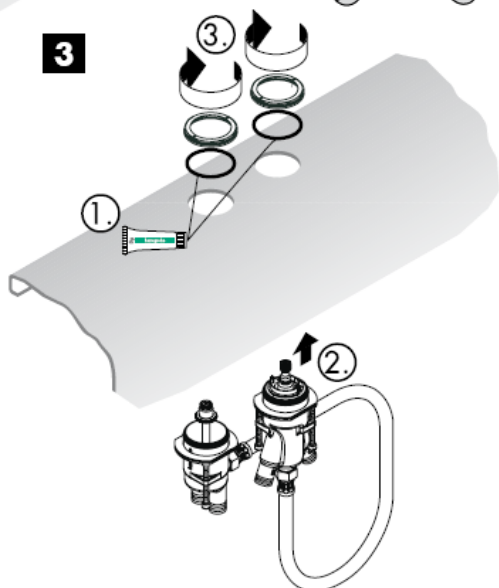
**Mondial / Metropol / Metris /
Talis Elegance / Talis S /
Talis Sportive**
15450XXX

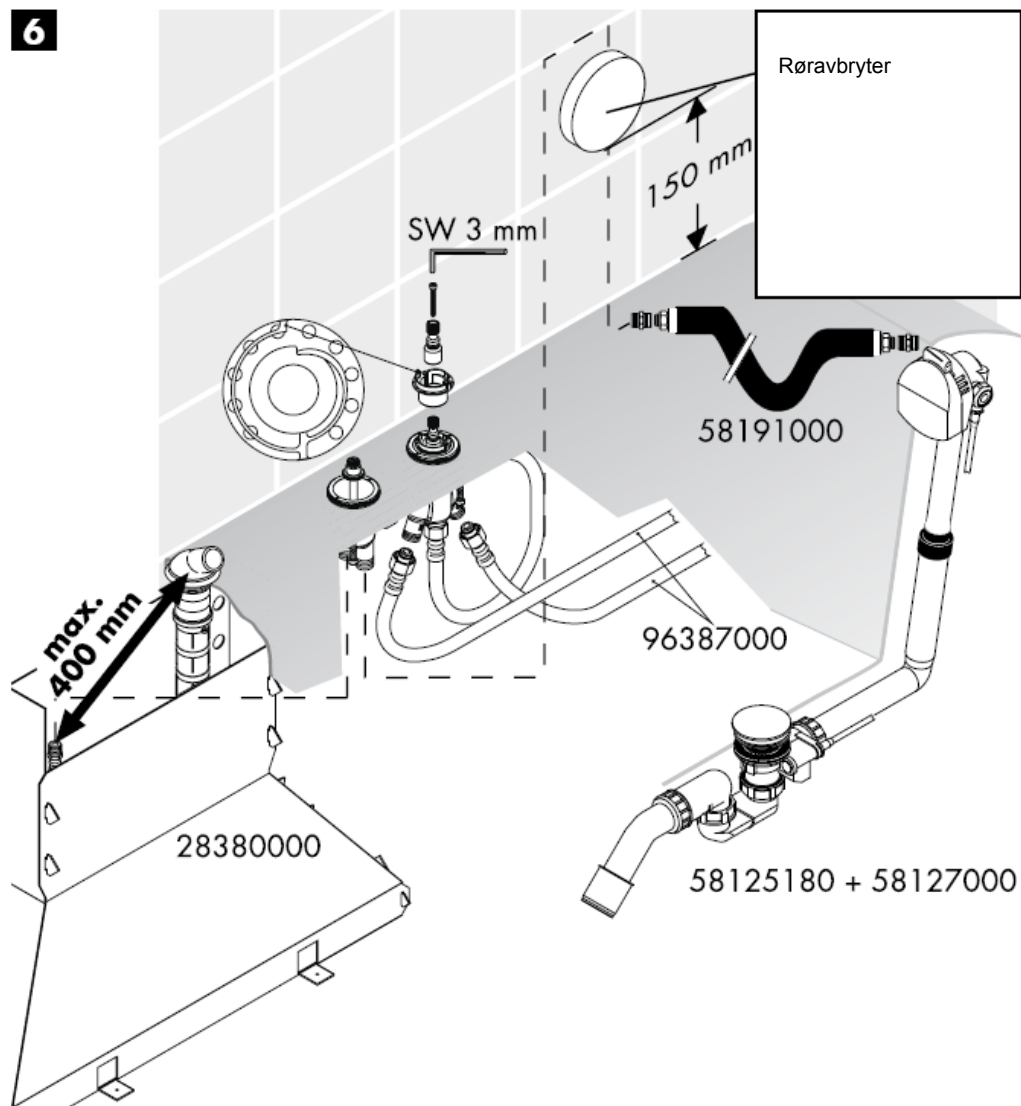






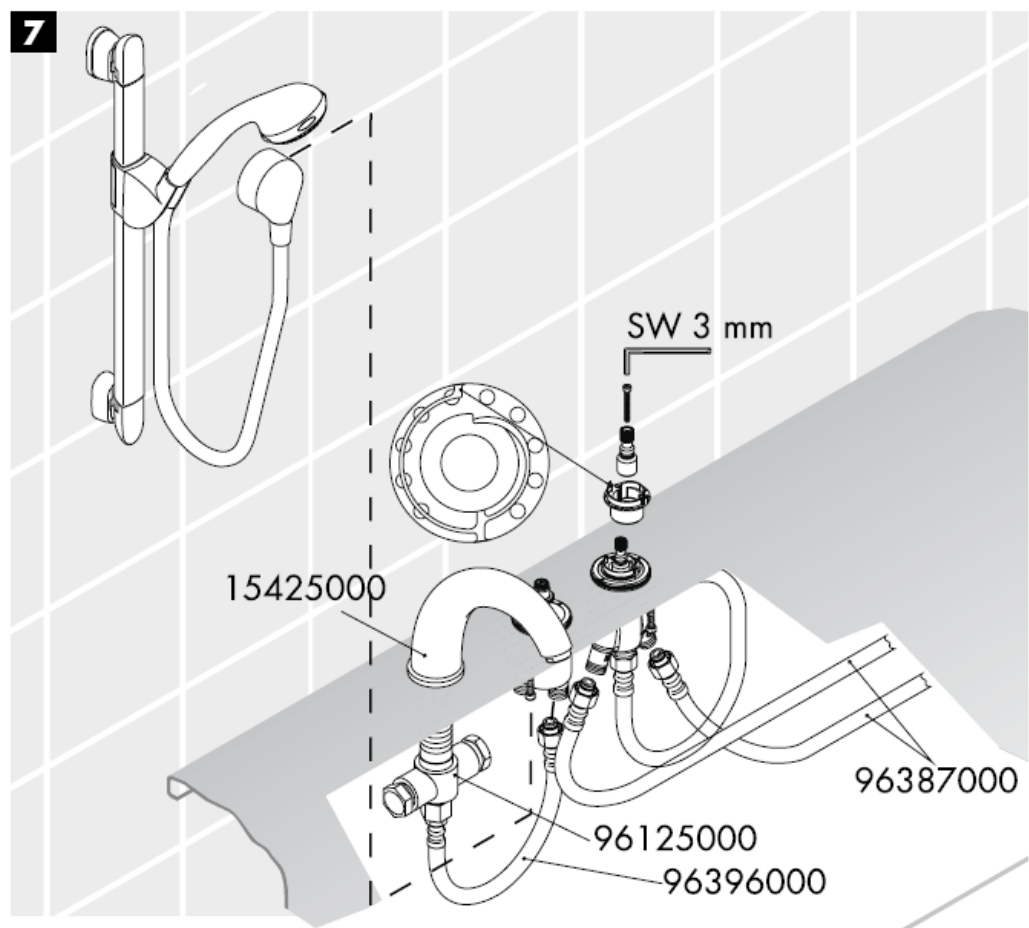
Obs! Funksjonen til returløpssperren skal iht. DIN EN 1717 og i samsvar med de nasjonale og lokale forskrifter sjekkes regelmessig (DIN 1988 en gang i året).

1**2****3****4****5**

6

Obs! For å kunne sjekke koblingslangene må en revisjonsåpning være tilstede.

7



Obs! Armaturen skal monteres iht. gyldige standarder. De skal spyles og sjekkes!

Store trykkdifferanser mellom kaldt- og varmtvannstilkoblinger skal utlignes.

Tekniske data

Driftstrykk max. 1 MPa
Anbefalt driftstrykk: 0,1 – 0,5 MPa
Prøvetrykk 1,6 MPa
(1 MPa = 10 bar = 147 PSI)
Varmtvannstemperatur max. 80° C
Anbefalt temperatur for varmt vann 65° C
Tilkoblinger G ½" kaldt høyre - varm venstre
Gjennomstrømningsytelse: ca. 22 l/min 0,3 MPa

Service­deler se side 4

1	Anslagsskive	96626000
2	Snappinnsats med skrue	94184000
3	Reguleringsenhet for temperatur	94282000
4	Innsats kpl.	96604000
5	Returløpssperre	94074000
6	Tilkoblingslange	25928000

Prøve­merke

DVGW	P-IX	SVGW	ACS	NF	WRAS	KIWA
	P-IX 9653/ICC				X	

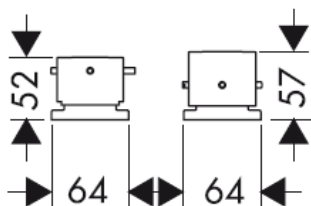
РЪКОВОДСТВО ЗА МОНТАЖ



13550180

hansgrohe

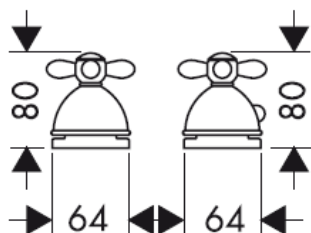
Starck
10480XXX



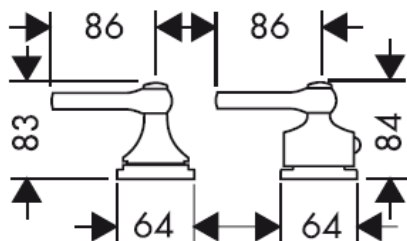
Terrano
37480XXX



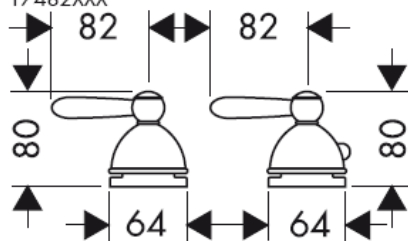
Carlton
17480XXX



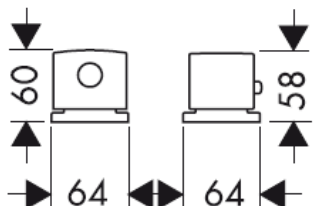
Terrano
37482XXX



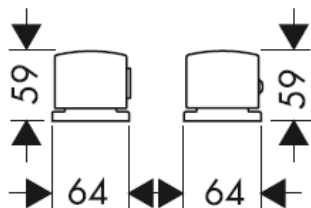
Carlton
17482XXX



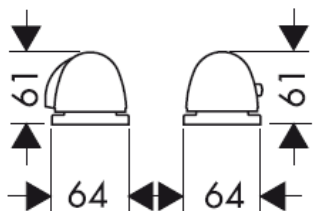
Uno
38480XXX

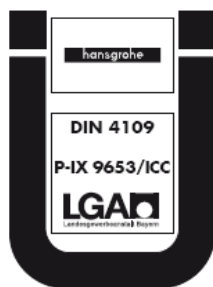
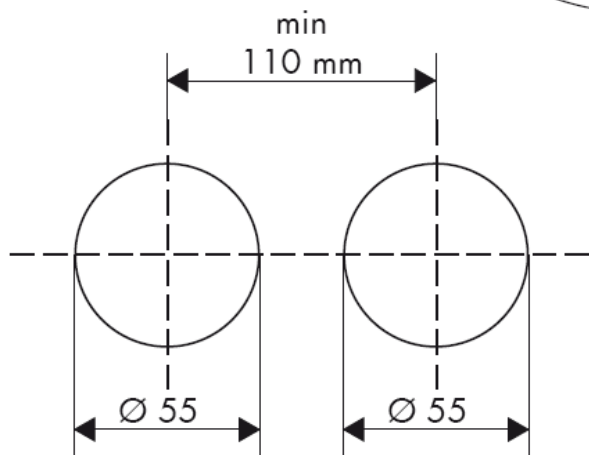
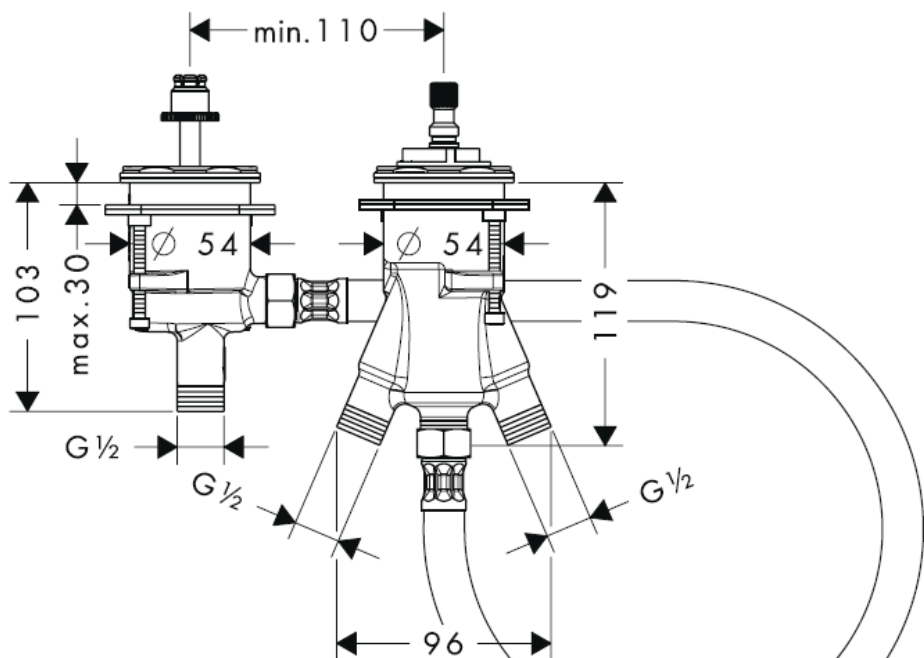


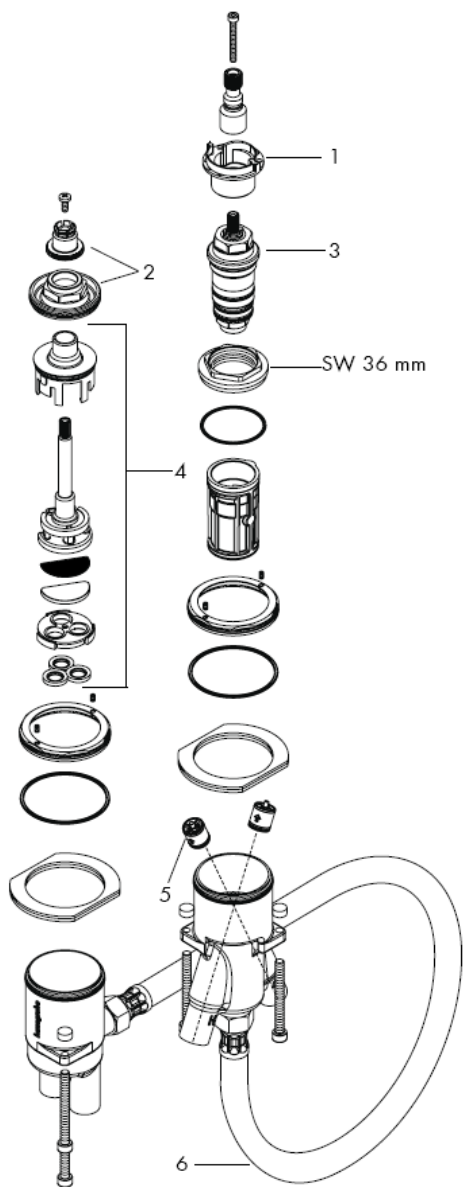
Steel
35480800



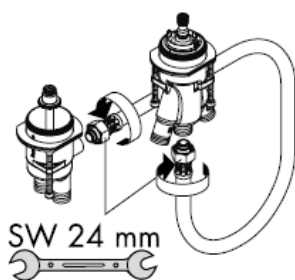
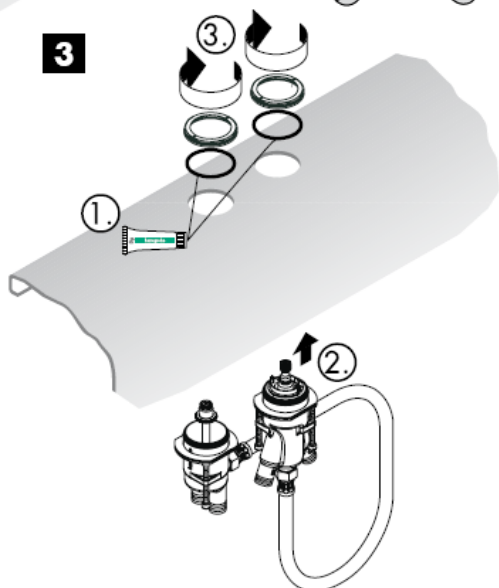
**Mondial / Metropol / Metris /
Talis Elegance / Talis S /
Talis Sportive**
15450XXX

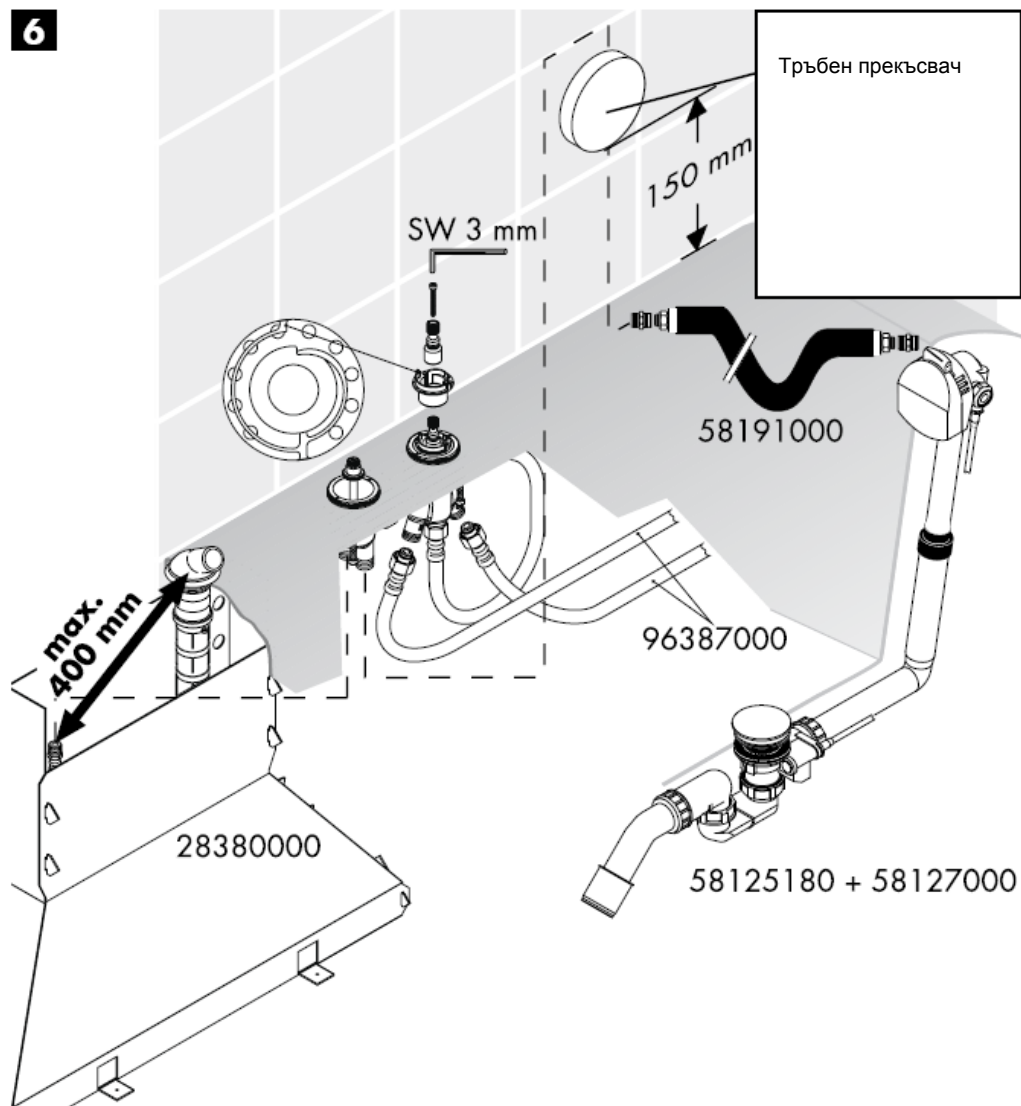






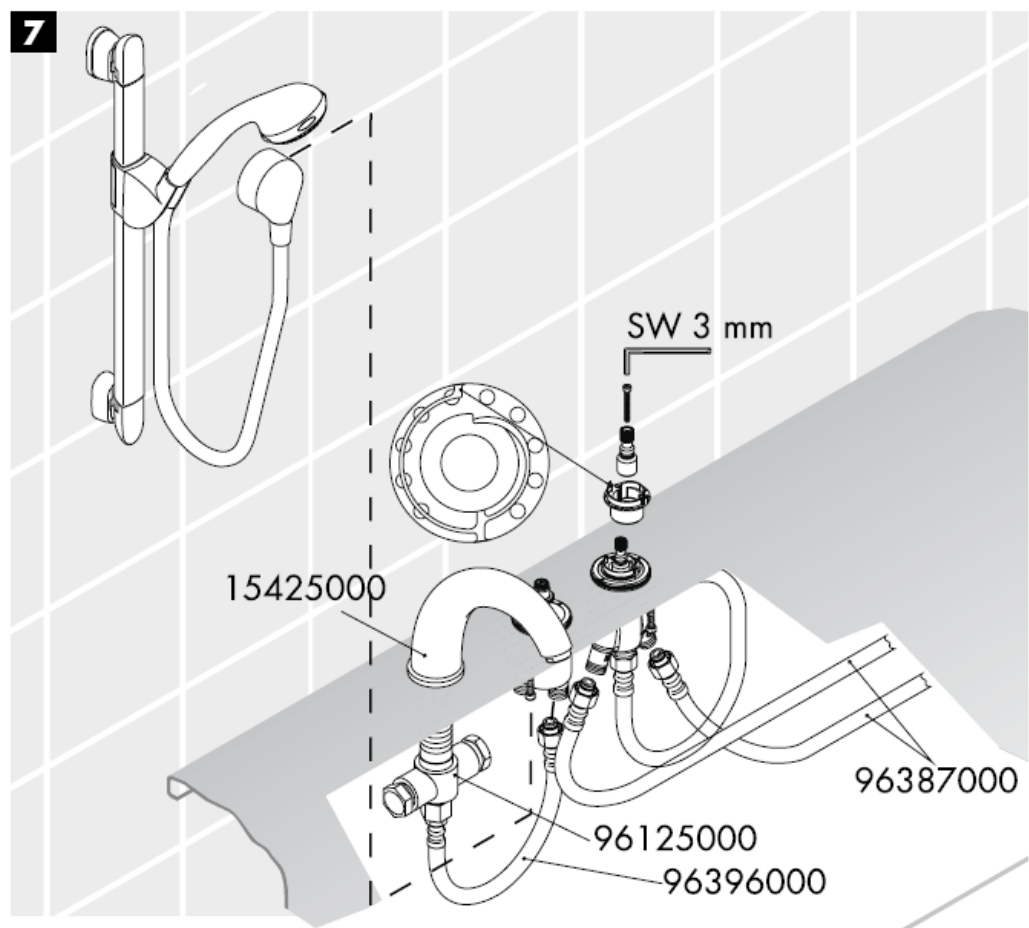
Внимание! Съгласно DIN EN 1717 редовно трябва да се проверява функционирането на приспособленията за предотвратяване на обратния поток в съответствие с националните или регионални изисквания (DIN 1988 веднъж годишно).

1**2****3****4****5**

6

ВНИМАНИЕ! Необходимо е наличието на ревизионен отвор, за да могат да се проверяват свързващите маркучи.

7



БЪЛГАРСКИ

Внимание! Арматурата трябва да се монтира, промие и провери в съответствие с валидните норми!

Големите разлики в налягането между изводите за студената и топлата вода трябва да се изравняват.

Технически данни

Работно налягане: max. 1 MPa
Препоръчително работно налягане: 0,1 – 0,5 MPa
Контролно налягане: 1,6 MPa
(1 МПа = 10 bar = 147 PSI)
Температура на горещата вода: max. 80° C
Препоръчителна температура на горещата вода: 65° C
Изводи G ½": студено отдясно – топло отляво
Мощност на потока: ca. 22 l/min 0,3 MPa

Контролен знак

DVGW	P-IX	SVGW	ACS	NF	WRAS	KIWA
	P-IX 9653/ICC				X	

Сервизни части вижте стр. 4

1	Опорна шайба	96626000
2	Пружинна закопчалка с винт	94184000
3	Регулиращ температурата елемент	94282000
4	Вложки компл.	96604000
5	Приспособление, предотвратяващо обратния поток	94074000
6	Свързващ маркуч	25928000

hansgrohe

Udhëzime rreth montimit



13550180

hansgrohe

Starck
10480XXX



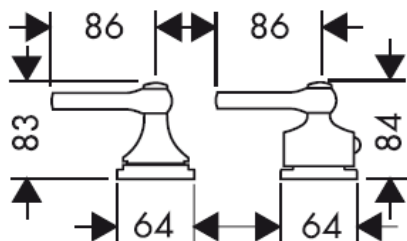
Terrano
37480XXX



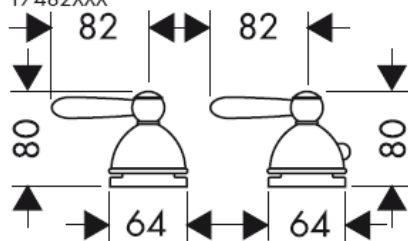
Carlton
17480XXX



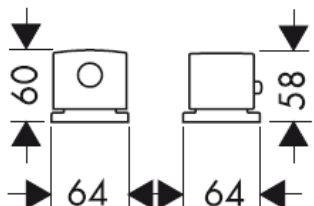
Terrano
37482XXX



Carlton
17482XXX



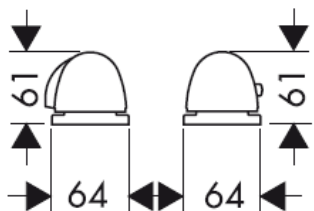
Uno
38480XXX

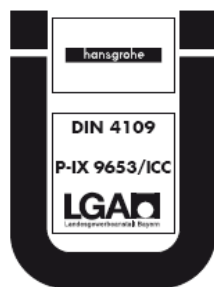
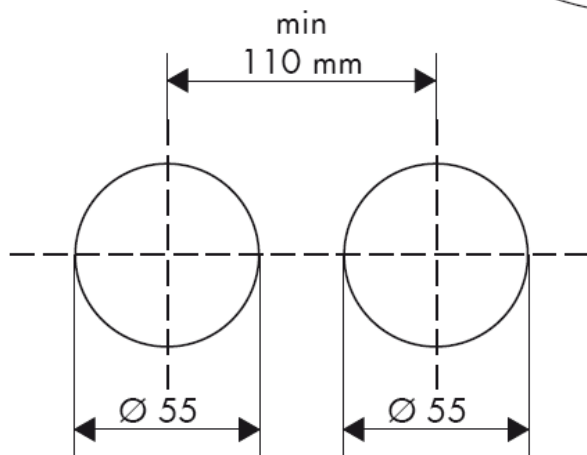
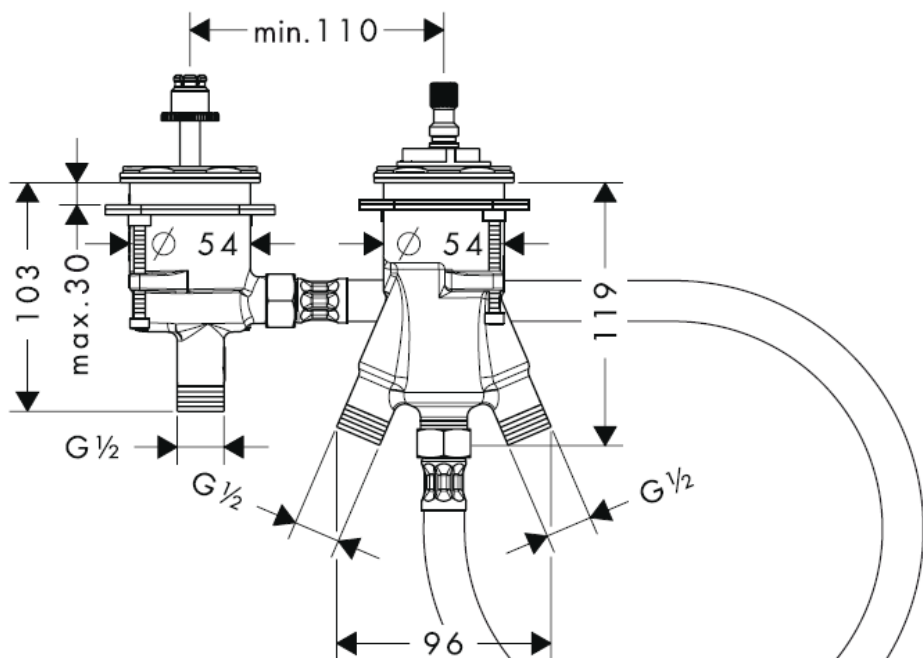


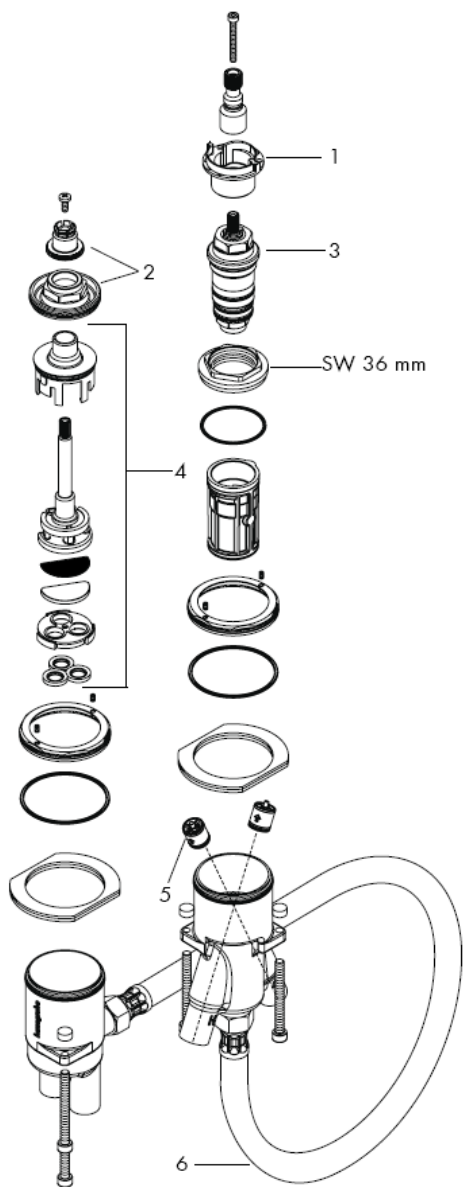
Steel
35480800



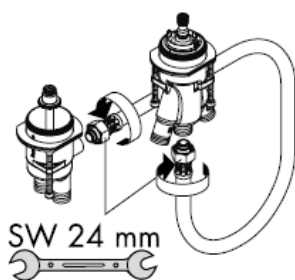
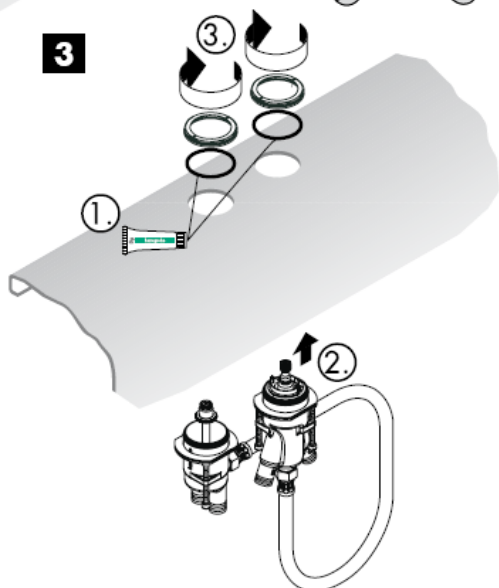
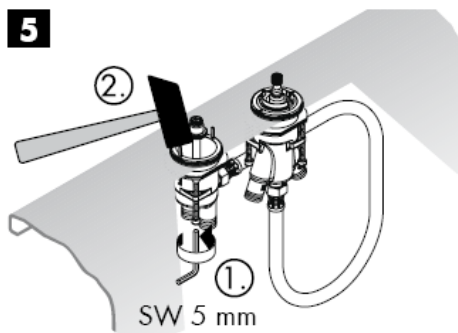
**Mondial / Metropol / Metris /
Talis Elegance / Talis S /
Talis Sportive**
15450XXX

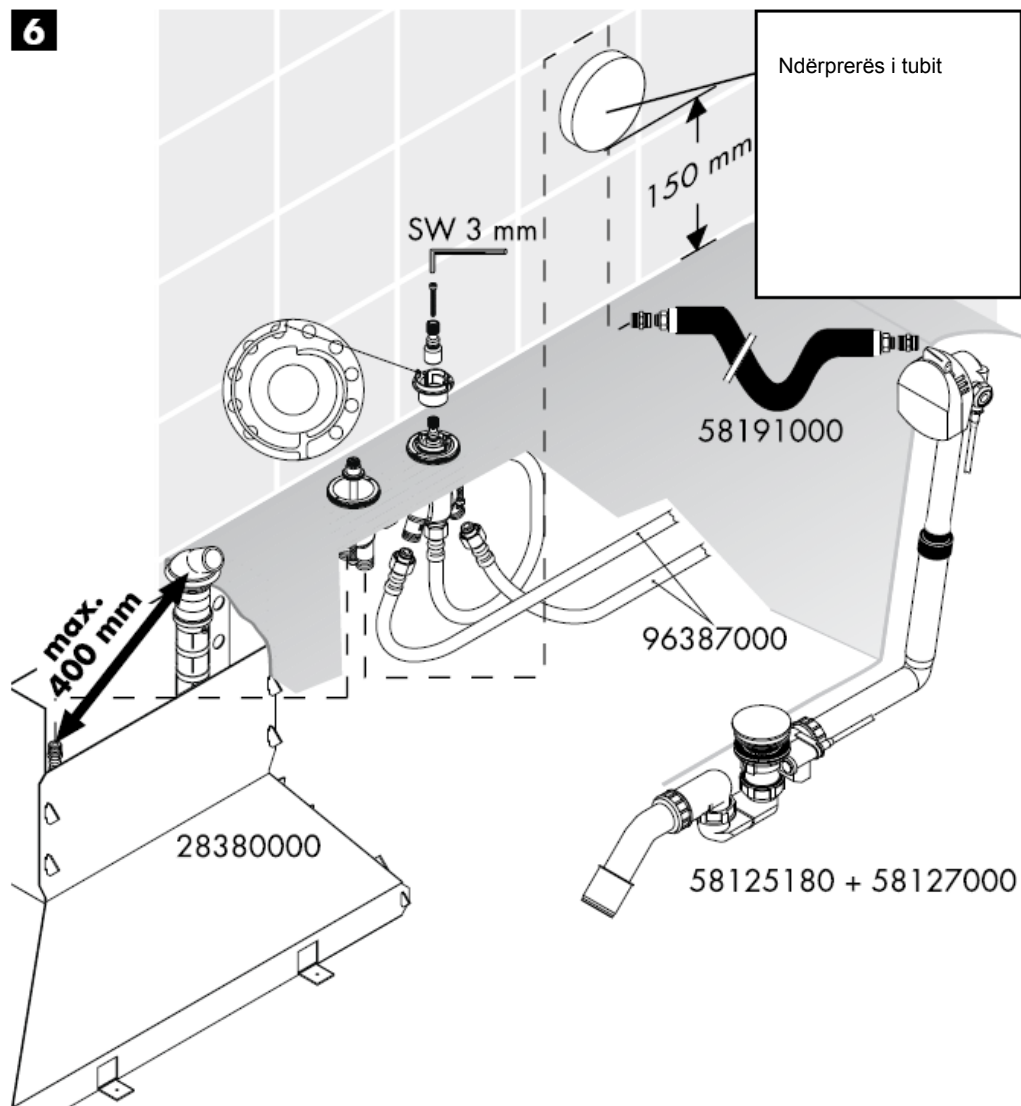






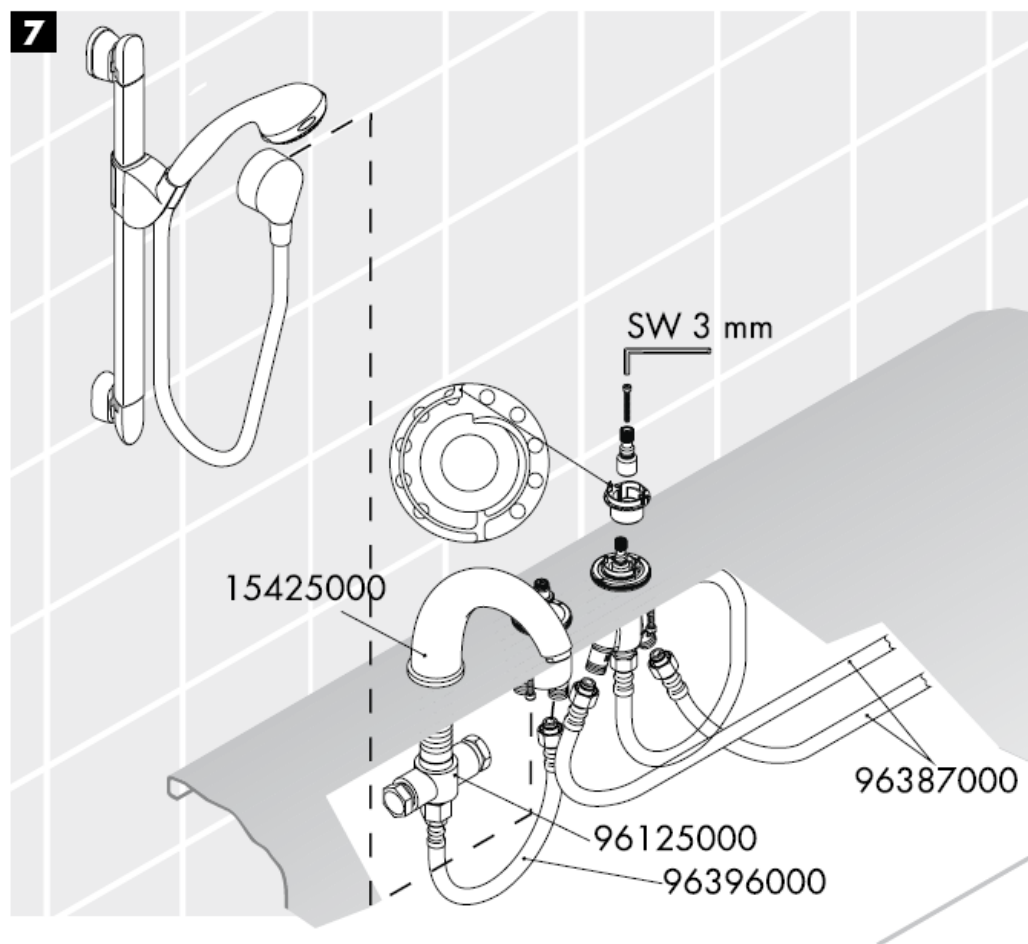
Kujdes! Penguesit e rrjedhjes në drejtim të kundërt duhen kontrolluar rregullisht në bazë të normave DIN EN 1717 konform normave nacionale dhe regionale (DIN 1988 një herë në vit).

1**2****3****4****5**

6

Kujdes! Për të kontrolluar tubacionet e lidhjeve duhet paraparë një hapësirë për revizion.

7



Shqib

Kujdes! Armatura duhet montuar, shpërlarë dhe kontrolluar në bazë të normave të vlefshme!

Ndryshimet e mëdha të presionit mes lidhjeve të ujit të ftohtë dhe atij të ngrohtë duhen ekuilibruar.

Të dhëna teknike

Presioni gjatë punës max. 1 MPa
Presioni i rekomanduar: 0,1 – 0,5 MPa
Presioni për provë: 1,6 MPa
(1 MPa = 10 bar = 147 PSI)
Temperatura e ujit të ngrohtë max. 80° C
Temperatura e rekomanduar e ujit të ngrohtë: 65° C
Lidhjet G ½": i ftohtë djathtas - i ngrohtë majtas
Kapaciteti i rrjedhjes: ca. 22 l/min 0,3 MPa

Shenja e kontrollit

DVGW	P-IX	SVGW	ACS	NF	WRAS	KIWA
	P-IX 9653/ICC				X	

Pjesët e servisit shih faqen 4

1	Pllaka mbërthye	96626000
2	Pajisja mbërthye me vidhë	94184000
3	Njësia rregulluese e temperaturës	94282000
4	Vendosja komplet	96604000
5	Penguesi i rrjedhjes në drejtim të kundërt	94074000
6	Zorra e lidhjes	25928000

hansgrohe