


Measurements in millimetres mm

Information updated July 2020


Tel 0345 873 8840



## INFINITY Base Link Unit



20+50



50+20+50

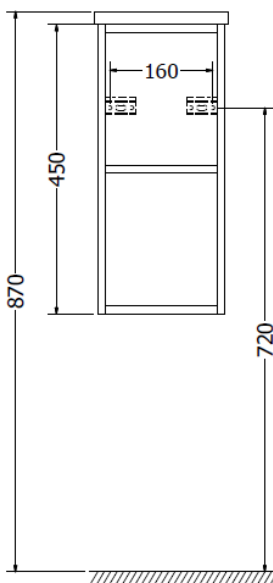
### TECHNICAL DATA

<b>CODE No UNIT</b>	IF2052xx
<b>Required top</b>	Worktop see prevailing Crosswater catalogue Needs to be installed with IF500D
<b>Recommended use:</b>	Domestic, residential
<b>Dimension Unit</b>	w 200 x d 450 x h 450mm
<b>Installation:</b>	Wall Hung
<b>Materials:</b>	Carcass 18mm MDF
<b>Weight:</b>	12kg
<b>Fitting:</b>	Wall hangers integrated into carcass Wall brackets and side connectors supplied
<b>Warranty</b>	10 years on furniture

### SPECIFICATION

<b>Installation Information:</b> The intended installation wall needs to be strong enough for the weight of the furniture and basin. Wall fixings for solid walls included. Laminate finishes/lacquer tested to ISO 22196 Measurement of antibacterial activity Graded Strong value of anit-bacterial effect A>3		
<b>Furniture Colours:</b>		
Black Matt	IF2052BM	EN622 type 5
Storm Grey Matt	IF2052SG	EN622 type 5
White Gloss	IF2052WG	EN622 type 5
Windsor Oak	IF2052WO	EN622 type 5

Front view



Side view

