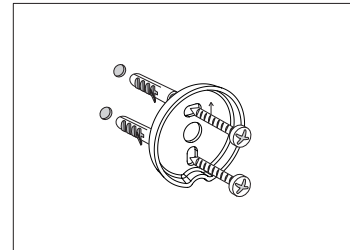
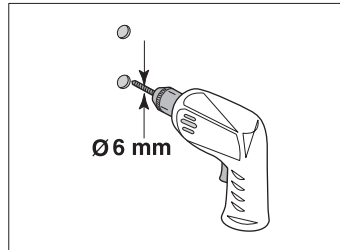

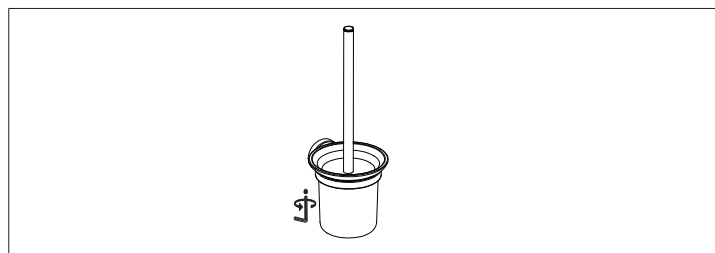
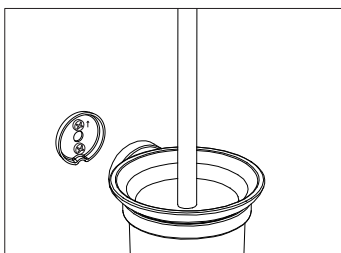
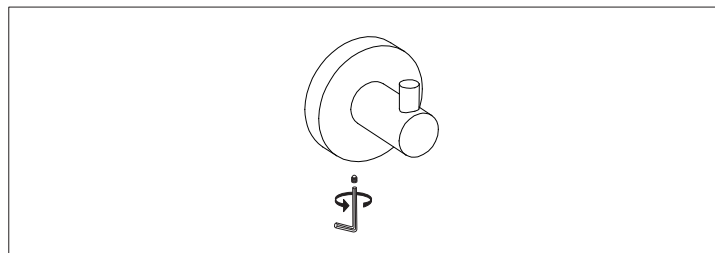
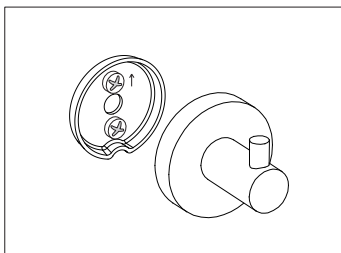
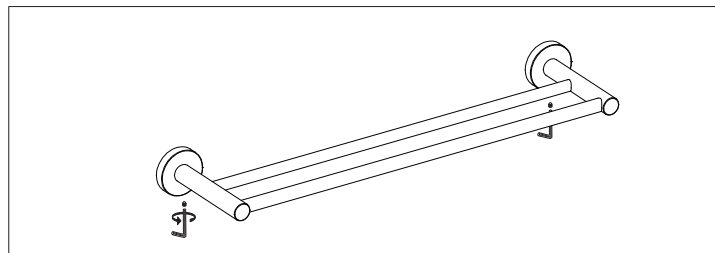
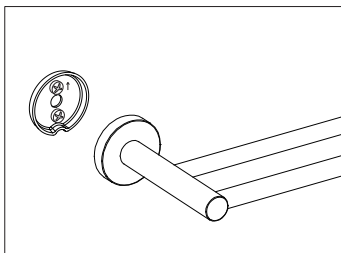


Backplate Installation Method



Product Installation Method



INSTRUCTION GUIDE

- Bathroom products are manufactured with the most advanced techniques, assuring durability, superiority in quality and elegant design.
- Cleaning the finish with caution in order to avoid any damage and preserve the original beauty.
- Cleaning the surface of any finish with water and mild soap. Dry with a soft cloth.
- Never use rough sponges, abrasives or chemical cleaners that contains acids or harsh solvents.
- Periodical cleaning should be made in order to keep the look always shiny.
- The use of chemical cleaners (even diluted with water) for the cleaning of tiles and any vitreous items may also affect and damage the finish placed nearby.
- The Company will not cover any damage due to misuse by human factor.
- Please identify your product installation category, and follow the instruction diagram for installation.